

20

18

20

20



University of Utah Health  
University Neuropsychiatric Institute  
**COMMUNITY HEALTH NEEDS  
ASSESSMENT IMPLEMENTATION  
PLAN & COMPLETION REPORT**



# Table of Contents

<b>1</b>	<b>2018-2020 COMMUNITY HEALTH NEEDS ASSESSMENT PROCESS</b>	<b>3</b>
	Our Approach	4
	Data Indicators, Review of Other Health Assessments, Prioritization	5
<b>2</b>	<b>PRIORITY - IMPROVING MENTAL HEALTH &amp; REDUCING SUICIDE</b>	<b>6</b>
	Implementation Strategies	13
<b>3</b>	<b>APPENDIX</b>	<b>21</b>

Prior to July 1, 2019 the University of Utah Hospitals and Clinics (UUHC) and the University of Utah Neuropsychiatric Institute (UNI) were separately licensed and certified facilities. Effective July 1, 2019 both UUHC and UNI were both licensed and certified as the same facility. As a result of these facilities being licensed under the same entity and facility ID number this Community Health Needs Assessment Completion Report will be the last standalone report issued for UNI. The future goals for UNI are encompassed within the 2021-2023 UUHC CHNA report.

# 2018–2020 Community Health Needs Assessment Process

The focus of the 2018–2020 Community Health Needs Assessment (CHNA) was primarily on Salt Lake County (SLC); however, some of the implications and strategies address a broader region, including the many rural areas in Utah beyond SLC.

The CHNA process was led by University of Utah Health leadership and staff, and was done in conjunction with Utah Public Health Partners (UHIP). UHIP created the Utah Statewide Health Improvement Plan (SHIP) and works collaboratively with numerous health care providers and all 13 local area Health Departments to produce the Statewide Health Assessment 2016 (SWA). Several employees of the University of Utah served on the Utah Health Improvement Plan Coalition that produced the SHIP and the SWA, including Dr. Ana Maria Lopez and Steve Eliason. The mission of the UHIP is “To unite the Utah Public Health System and improve the health of the people of Utah. The SHIP is to promote collaboration and coordination among Utah’s public health system partners to improve the health of all who live and work in Utah. The SHIP is a road map to guide collective efforts focused on key priorities and outcomes that, when achieved, will result in a healthier Utah for all. It should promote alignment of individual agency and partner strategic plans and initiatives toward common goals for the health of the people of Utah.”

## The following groups helped participate in the process of creating the SHIP:

- Community Advisory Panel
- Students/Interns
- State Health Assessment Workgroup
- Utah Health Improvement Plan Operational Committee
- Utah Health Improvement Plan Coalition

## Local health districts in Utah that also participated include the following:

- Bear River (Box Elder, Cache, Rich counties)
- Central Utah (Juab, Millard, Piute, Sevier, Wayne, Sanpete counties)
- Davis County
- Salt Lake County
- San Juan
- Southeast Utah (Carbon, Emery, Grand counties)
- Southwest Utah (Garfield, Iron, Kane, Washington, Beaver counties)
- Summit County
- Tooele County
- TriCounty (Daggett, Duchesne, Uintah counties)
- Utah County
- Wasatch County
- Weber–Morgan

The Utah State Health Assessment, conducted by UHIP, is a comprehensive evaluation of population health and the collaborative public health system needs and strengths. The following information discusses the process that was used to gather feedback from community members, evaluate data on health issues, review other reports, and prioritize concerns. The results of the process are also presented.

A statewide needs assessment is conducted on a regular basis to inform the public health system, and health care providers, what health issues need resources and collaborative intervention or prevention efforts. The Association of State and Territorial Health Officials State Health Assessment Guidance and Resources was utilized as the model for the process. Several collaborative groups were utilized or newly formed to facilitate these efforts. Data on more than 100 health indicators, broken out, where possible, by geography, age, sex, race, ethnicity, income, and education as well as trends over time were reviewed.

A statewide needs assessment is conducted on a regular basis to inform the public health system, and health care providers, what health issues need resources and collaborative intervention or prevention efforts. The Association of State and Territorial Health Officials State Health Assessment Guidance and Resources was utilized as the model for the process. Several collaborative groups were utilized or newly formed to facilitate these efforts. Data on more than 100 health indicators, broken out, where possible, by geography, age, sex, race, ethnicity, income, and education as well as trends over time were reviewed.

Twenty-seven community input meetings were held around the state to gather views on the health issues of greatest need and disparity for a particular area. Other needs assessments conducted by community or health agencies were reviewed. A prioritization methodology was decided upon and applied to the data and information gathered. The top 30 priorities were then taken to a broader Utah Health Improvement Plan Coalition that consists of state and local health agencies, Tribes, partner agencies, and health systems, including University of Utah Health, for further review and prioritization. The Coalition also assisted in the public health system strengths, weaknesses, opportunities, and threats analysis.

Member of the Community Advisory Panel (CAP), which included the Utah Department of Health and the 13 local health departments, worked together to host 27 focus group meetings around the state to gather feedback regarding the health needs and disparities of each community. People from the community were invited to attend.

#### The following groups were invited to be represented:

- State, local, tribal, or regional public health department
- Health care advocates
- Nonprofit and community-based organizations
- Academic experts
- Local government officials
- Local school districts
- Health care providers
- Community health centers and other safety net clinics
- Private businesses and workforce representatives
- Representatives of medically underserved, low-income, and minority populations
- Members of the public

#### Attendees were asked what the greatest needs and disparities in their community were regarding:

- Weight and unhealthy behaviors
- Access to health care
- Behavioral health access
- Children's health
- Environment

As a result of this process CAP derived a list of seven primary health issues and three health system issues to consider for action as part of the Utah State Health Improvement Plan. Health care access was a main area of concern in both the health issues prioritization and the strengths, weaknesses, opportunities, and threats discussion.

#### The health issues prioritized for consideration for the UHIP include:

- Diabetes/pre-diabetes
- Obesity/physical activity
- Mental health/suicide
- Prescription drug misuse/overdose deaths
- Health care access
- Air quality
- Immunizations

#### The results of the strengths, weaknesses, opportunities, and threats discussion suggest the following areas of the health system may need attention:

- Funding
- Mental/physical health integration
- Improved access to care in rural areas

## DATA INDICATORS

More than 100 data indicators were initially chosen by the Community Advisory Panel to review. The State Health Assessment Workgroup later added some measures for the Utah State Health Assessment. The health data was provided, where possible, by trend over time, gender, race, ethnicity, education, income, and local health district.

## REVIEW OF OTHER HEALTH ASSESSMENTS

Needs assessments completed in the past five years were gathered and reviewed so that the committees could benefit from analysis that had already been conducted. Sixteen needs assessments from state health programs, LHDs, health systems, and community agencies were collected, reviewed, and priority areas identified and entered into a matrix.

## PRIORITIZATION

**The State Health Assessment Workgroup did the first round of prioritization. The following criteria were decided on when assessing health indicators:**

- Root cause—upstream of health indicators
- Feasibility to change
- Size—how many people it affects
- Seriousness
- Disparities
- Community input
- Return on investment—health & financial

The data for these health indicators were reviewed online by the State Health Assessment Workgroup and the above criteria rated.

**The top 30 scoring indicators then were mapped against:**

- The Utah Department of Health Strategic Plan: Healthiest People goals
- The CDC 6|18 initiative
- Needs assessments from last five years
- Utah State Innovation Model project priorities
- Community input
- Current State Health Improvement Plan goals
- America's Health Rankings areas of concern

The Utah Health Improvement Plan Coalition then took the reduced list of indicators and discussed and voted on priorities to recommend to the Utah Health Improvement Plan Executive Committee. They were instructed that the purposes of the State Health Assessment and the Utah Health Improvement Plan were to identify statewide health improvement priorities that a) are important to the community and b) will benefit from a collaborative process to share and focus limited resources to improve the health of all Utahans. The Coalition was broken into groups to discuss the priority list for the State Health Assessment and the Utah Health Improvement Plan.

**The groups were asked to consider the following things:**

- Size—What issues affect the most individuals?
- Disparities—Are there disparities in the issue that need to be remedied?
- Root cause—Does the issue lead to other health problems (upstream)?
- Seriousness—What is the seriousness of the health issue? (mortality, morbidity)
- Community readiness—What issues have high community interest or demand?
- Feasibility—What issues are we able to impact by working collaboratively?
- Return on investment—Which issues, if improved, would lead to the greatest health and/or financial return on investment?
- Evidence-based practices—Which issues have proven strategies?
- Should specific issues/measures be targeted or should the priorities be more general?

**As an institution, we concluded that the three top goals for our Community Health Needs Assessment for FY 2018–2020 will be:**

- Improving Mental Health & Reducing Suicide
- Reducing Prescription drug misuse, abuse, and overdose
- Reducing obesity and obesity-related chronic conditions

The epidemiological data, detailed goals, performance measures and strategies that we will pursue to address these public health issues are presented.

## Priority: Improving Mental Health & Reducing Suicide

### EPIDEMIOLOGICAL DATA REGARDING MENTAL HEALTH & SUICIDE RATES

**The data on the following pages is taken from the SHIP and helped inform University of Utah Health's leadership team, including UNI leadership, on the goal of Improving Mental Health and Reducing Suicide:**

- The suicide rate is the number of resident deaths resulting from the intentional use of force against oneself per 100,000 population.
- The 2014 Utah age-adjusted suicide rate was 20.5 per 100,000 population. From 2012 to 2014, the Utah age-adjusted suicide rate was 20.8 per 100,000 persons. This is an average of 557 suicides per year.
- In 2014, suicide was the leading cause of death for Utahans aged 10–17 and 18–24. It is the second leading cause of death for those aged 25–44 and the fourth-leading cause of death for Utahans aged 45–64. Overall, suicide is the eighth-leading cause of death for Utahans aged 10+.
- The overall suicide rate in 2015 was 24.5 per 100,000 population, which equated to 609 fatalities. The preliminary numbers for 2016 of 638 fatalities appears to be the highest year on record.
- The suicide rate in Utah has been consistently higher than the national rate.
- In Utah from 2012 to 2014, males had significantly higher suicide rates than females in every age group. Males (31.2 per 100,000 population) had a significantly higher age-adjusted suicide rate compared to females (10.1 per 100,000 population).
- Males aged 75 and older, followed closely by males aged 45–54 and 55–64, had the highest suicide rates among other male age groups. Females 45–54 years of age, followed closely by females aged 35–44 and 18–19, had the highest suicide rates among other female age groups.
- The proportion of adults who reported ever being told they had a depressive disorder varies by a number of population characteristics including age, sex, race, income, and education.
- Adults aged 50–64 had significantly higher rates of depression than other age groups. Conversely, Utahans aged 65 and older had significantly lower rates of depression.
- In Utah during 2014, adult women (26.9%) had significantly higher rates of doctor-diagnosed depression than men (14.8%).
- Hispanic (18.4%), Asian (7.1%), and Hawaiian/Pacific Islander (12.2%) adults reported lower lifetime depression than the state rate during 2012–2014.

- Adults with a household income less than \$25,000 (31.6%) and those with a household income \$25,000–\$49,999 (22.7%) had significantly higher rates of lifetime doctor-diagnosed depression, while adults with household incomes \$50,000–\$74,999 (18.9%) and those with an income greater than \$75,000 (15.7%) had lower rates of lifetime depression during 2012–2014.
- Depression also varied by education during 2012–2014. Utah adults aged 25 and older with a college education (17.4%) had a lower rate of doctor-diagnosed depression than adults with less than a high school education (23.6%), those with a high school or GED (22.0%), and those with some college (23.3%).
- Adults in Salt Lake County (22.4%) local health district (LHD) reported higher rates of doctor-diagnosed depression than the state rate, while adults in Summit County (17.4%), Utah County (19.6%) and Wasatch County (17.0%) LHDs reported lower rates of doctor-diagnosed depression during 2012–2014.
- The 2013 Prevention Needs Assessment showed that students who had been bullied both at school and electronically were at especially high risk, being 5.8 times more likely to have considered suicide.
- A lower risk of suicide ideation was found among students who regularly attended religious services or activities and regularly ate a meal with their family. Even among those who had experienced an episode of depressive symptoms in the previous year, students reporting religious involvement and family mealtimes were still less likely to have considered suicide in the past year.

**Many conditions and stressors may be related to suicide including:**

- Previous suicide attempt(s)
- History of depression or other mental illness
- Alcohol or drug abuse
- Family history of suicide or violence
- Physical illness
- Local epidemics of suicide

Utah adults who reported chronic illnesses and/or poor health status in general, were also more likely to have reported having ever been told they had a depressive disorder. It is known that behavioral health problems often co-occur with chronic diseases and may exacerbate poor health outcomes.

Risk factors may include, but are not limited to, genetic or biological factors, stressful situations or major life events, drug use, certain personality traits, lack of social support/ social isolation, and trauma.

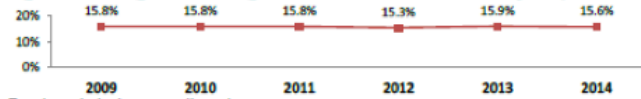
**The infographics on the following pages from the SWA shows data relating to:**

- Mental Health Status
- Depression
- Suicide
- Utah & U.S. Suicide Trend
- Suicide Rate by Age Group and Sex, Utah 2013–2015



## Mental Health Status

Figure: Percentage of Utahns Aged 18+ With Poor Mental Health by Year, 2009–2014



Map: Adult (18+) Mental Health Status by Local Health District, Utah, 2014

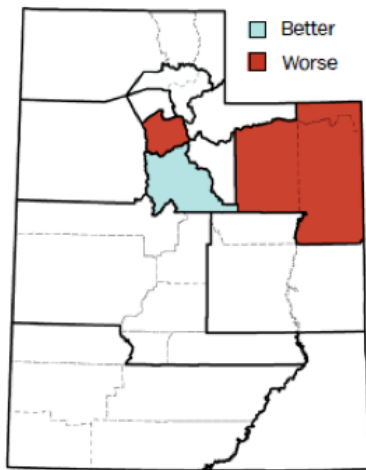
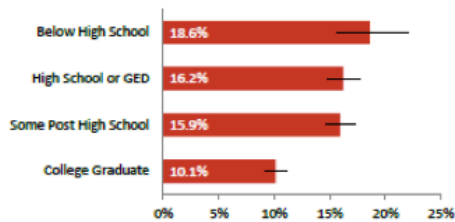


Figure: Mental Health Status by Education, Utah Adults 25+, 2014



Trend graph depicts age-adjusted rates.

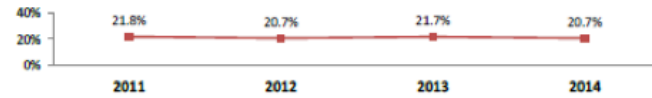
	Crude (burden)	Age-adjusted (comparison)		
	Rate	95% CIs	Rate	95% CIs
<b>STATE COMPARISON (2014)<sup>^</sup></b>				
U.S.	16.3%	16.0% - 16.5%	16.5%	16.2% - 16.7%
South Dakota (best)	11.7%	10.4% - 13.2%	12.1%	10.7% - 13.7%
UTAH (19th of 51)	15.9%	15.2% - 16.7%	15.5%	14.8% - 16.2%
Tennessee (worst)	20.3%	18.6% - 22.1%	20.7%	18.9% - 22.7%
<b>AGE IN YEARS (2014)</b>				
18–34	20.3%	18.8% - 21.8%	-	- - - !
35–49	15.4%	14.0% - 16.8%	-	- - -
50–64	13.7%	12.4% - 15.0%	-	- - - ✓
65+	9.2%	8.1% - 10.4%	-	- - - ✓
<b>GENDER (2014)</b>				
Male	12.1%	11.1% - 13.0%	11.6%	10.8% - 12.6% ✓
Female	19.8%	18.6% - 20.9%	19.4%	18.3% - 20.5% !
<b>RACE (2012–2014)</b>				
American Indian/AK Native	21.3%	16.9% - 26.4%	21.1%	16.9% - 26.0% !
Asian	15.6%	11.9% - 20.2%	12.5%	9.5% - 16.2%
Black	15.1%	10.9% - 20.6%	16.5%	11.9% - 22.4%
Pacific Islander	17.3%	11.9% - 24.7%	15.0%	9.4% - 23.0%
White	16.0%	15.5% - 16.5%	15.7%	15.3% - 16.2%
<b>ETHNICITY (2014)</b>				
Hispanic	14.6%	12.4% - 17.0%	15.2%	12.8% - 18.0%
Non-Hispanic	16.1%	15.3% - 16.9%	15.7%	15.0% - 16.5%
<b>INCOME (2014)</b>				
0–\$24,999	26.1%	24.0% - 28.2%	26.0%	24.0% - 28.2% !
\$25,000–\$49,999	16.3%	14.8% - 18.0%	16.3%	14.7% - 17.9%
\$50,000–\$74,999	13.4%	11.8% - 15.1%	13.4%	11.7% - 15.2% ✓
\$75,000 or more	10.3%	9.2% - 11.5%	10.9%	9.6% - 12.4% ✓
<b>EDUCATION—Adults 25+ (2014)</b>				
Below High School	19.1%	16.0% - 22.7%	18.6%	15.6% - 22.0% !
High School or GED	16.5%	15.0% - 18.1%	16.2%	14.8% - 17.7% !
Some Post High School	16.1%	14.9% - 17.5%	15.9%	14.7% - 17.3% !
College Graduate	10.3%	9.4% - 11.3%	10.1%	9.2% - 11.1% ✓
<b>LOCAL HEALTH DISTRICT (2014)</b>				
Bear River	15.3%	12.4% - 18.8%	14.6%	11.9% - 17.8%
Central Utah	15.4%	11.8% - 20.0%	15.1%	11.6% - 19.5%
Devis County	15.4%	13.2% - 17.8%	15.0%	13.0% - 17.4%
Salt Lake County	17.1%	15.9% - 18.5%	16.8%	15.6% - 18.2% !
San Juan*	12.4%	4.8% - 28.5%	10.5%	4.4% - 23.2%
Southeast Utah <sup>†</sup>	17.1%	12.7% - 22.8%	16.6%	12.1% - 22.3%
Southwest Utah	14.4%	11.8% - 17.5%	14.7%	12.0% - 17.8%
Summit County	11.8%	8.6% - 16.1%	13.2%	9.4% - 18.3%
Tooele County	17.7%	13.3% - 23.2%	17.2%	13.0% - 22.5%
TriCounty	20.1%	15.8% - 25.4%	20.1%	15.8% - 25.2% !
Utah County	14.6%	12.7% - 16.6%	13.4%	11.7% - 15.1% ✓
Wasatch County	13.3%	10.2% - 17.2%	12.5%	9.5% - 16.3%
Weber-Morgan	16.4%	14.1% - 19.0%	16.3%	14.0% - 18.9%

<sup>†</sup> Includes Carbon, Emery, and Grand counties  
<sup>^</sup> U.S. data were age-adjusted using slightly different age categories, accounting for the difference in Utah's age-adjusted rate.



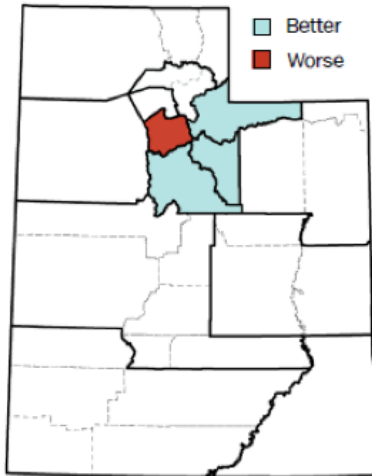
## Depression

Figure: Percentage of Utahns Aged 18+ With Depression by Year, 2011-2014



Trend graph depicts age-adjusted rates.

Map: Adult Depression by Local Health District, 2012-2014



	Crude (burden)		Age-adjusted (comparison)	
STATE COMPARISON (2014)	Rate	95% CIs	Rate	95% CIs
U.S.	17.8%	17.5% - 18.0%	17.7%	17.5% - 17.9%
Hawaii (best)	10.7%	9.8% - 11.7%	10.9%	9.9% - 12.0%
UTAH (34th of 51)	20.7%	20.0% - 21.5%	20.8%	20.0% - 21.6%
Maine (worst)	23.7%	22.5% - 24.9%	24.3%	22.9% - 25.8%
<b>AGE IN YEARS (2014)</b>				
18-34	20.8%	19.4% - 22.3%	-	-
35-49	21.6%	20.1% - 23.2%	-	-
50-64	22.9%	21.4% - 24.5%	-	- !
65+	16.5%	15.0% - 18.0%	-	- ✓
<b>GENDER (2014)</b>				
Male	14.8%	13.8% - 15.8%	14.8%	13.8% - 15.8% ✓
Female	26.6%	25.5% - 27.9%	26.9%	25.7% - 28.1% !
<b>RACE (2012-2014)</b>				
American Indian/AK Native	24.1%	19.6% - 29.3%	24.9%	20.2% - 30.1%
Asian	7.8%	5.4% - 11.2%	7.1%	5.0% - 10.0% ✓
Black	25.1%	19.4% - 31.9%	28.2%	22.1% - 35.3% !
Pacific Islander	13.6%	8.4% - 21.4%	12.2%	7.0% - 20.4% ✓
White	21.9%	21.3% - 22.4%	21.9%	21.4% - 22.5% !
<b>ETHNICITY (2012-2014)</b>				
Hispanic	17.8%	16.1% - 19.6%	18.4%	16.6% - 20.3% ✓
Non-Hispanic	21.7%	21.1% - 22.2%	21.7%	21.2% - 22.3%
<b>INCOME (2012-2014)</b>				
0-\$24,999	29.8%	28.4% - 31.2%	31.6%	30.1% - 33.0% !
\$25,000-\$49,999	22.2%	21.1% - 23.3%	22.7%	21.6% - 23.9% !
\$50,000-\$74,999	19.5%	18.3% - 20.7%	18.9%	17.7% - 20.1% ✓
\$75,000 or more	16.0%	15.2% - 16.9%	15.7%	14.8% - 16.7% ✓
<b>EDUCATION—Adults 25+ (2012-2014)</b>				
Below High School	23.9%	21.6% - 26.5%	23.6%	21.3% - 26.0%
High School or GED	22.3%	21.2% - 23.4%	22.0%	20.9% - 23.1%
Some Post High School	23.7%	22.7% - 24.6%	23.3%	22.4% - 24.2% !
College Graduate	17.8%	17.0% - 18.5%	17.4%	16.7% - 18.2% ✓
<b>LOCAL HEALTH DISTRICT (2012-2014)</b>				
Bear River	19.7%	17.8% - 21.8%	20.1%	18.2% - 22.1%
Central Utah	20.9%	18.4% - 23.6%	21.4%	18.8% - 24.1%
Davis County	21.5%	20.0% - 23.1%	21.2%	19.7% - 22.8%
Salt Lake County	22.8%	21.9% - 23.7%	22.4%	21.5% - 23.3% !
San Juan	19.1%	12.9% - 27.4%	18.2%	12.4% - 25.9%
Southeast Utah†	21.2%	18.1% - 24.7%	21.9%	18.5% - 25.9%
Southwest Utah	20.5%	18.4% - 22.6%	21.2%	19.0% - 23.5%
Summit County	17.7%	14.8% - 21.1%	17.4%	14.5% - 20.8% ✓
Tooele County	22.5%	19.6% - 25.8%	21.9%	19.1% - 25.0%
TriCounty	19.4%	16.8% - 22.3%	19.5%	17.0% - 22.3%
Utah County	19.8%	18.5% - 21.1%	19.6%	18.4% - 20.9% ✓
Wasatch County	17.6%	14.4% - 21.3%	17.0%	13.8% - 20.8% ✓
Weber-Morgan	22.6%	20.9% - 24.5%	22.6%	20.9% - 24.4%

† Includes Carbon, Emery, and Grand counties

Figure: Adult Depression by Race, Utah, 2012-2014

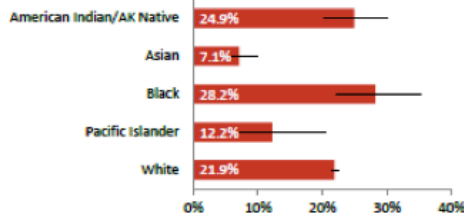
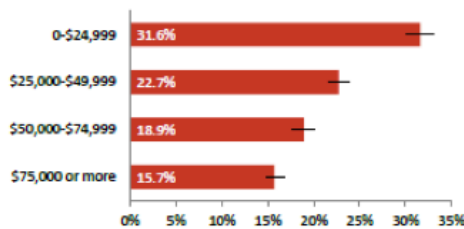
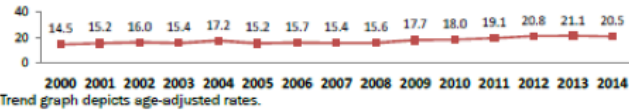


Figure: Adult Depression by Income, Utah, 2012-2014



## Suicide

Figure: Suicides per 100,000 Population in Utah by Year, 2000–2014



Trend graph depicts age-adjusted rates.

STATE COMPARISON (2014) <sup>^</sup>	Crude (burden)		Age-adjusted (comparison)	
	Rate	95% CIs	Rate	95% CIs
U.S.	13.4	13.3-13.5	13.0	12.8-13.1
District of Columbia (best)	7.9	5.9-10.3	7.8	5.8-10.3
UTAH (47th of 51)	19.0	17.3-20.5	20.5	18.8-22.3
Montana (worst)	24.5	21.5-27.6	23.9	20.8-27.0

AGE IN YEARS (2014)					
10-14	2.4	0.9-5.2	-	-	✓
15-17	19.2	12.7-27.9	-	-	-
18-19	31.5	20.7-45.8	-	-	!
20-24	19.0	14.0-25.2	-	-	-
25-34	21.6	17.4-26.4	-	-	-
35-44	28.0	22.9-33.8	-	-	!
45-54	30.3	24.5-37.2	-	-	!
55-64	26.8	21.0-33.6	-	-	!
65-74	20.3	14.1-28.2	-	-	-
75+	35.0	25.3-47.1	-	-	!

GENDER (2014)					
Male	28.2	25.5-31.0	31.2	28.2-34.4	!
Female	9.4	7.9-11.1	10.1	8.5-12.0	✓

RACE (2012-2014)					
American Indian/AK Native	23.7	16.1-33.7	22.9	15.2-33.1	-
Asian	10.4	6.5-15.9	11.0	6.7-17.0	✓
Black	10.5	5.4-18.3	11.3	4.9-22.1	-
Pacific Islander*	8.3	3.3-17.0	7.5	2.9-15.7	✓
White	19.8	18.8-20.8	20.3	19.3-21.4	-

ETHNICITY (2012-2014)					
Hispanic	8.9	7.3-10.8	10.2	8.0-13.0	✓
Non-Hispanic	20.7	19.7-21.8	21.1	20.1-22.2	!

LOCAL HEALTH DISTRICT (2012-2014)					
Bear River	14.9	11.7-18.6	16.4	12.8-20.7	✓
Central Utah	30.6	23.9-38.7	33.6	26.0-42.7	!
Devis County	15.4	13.0-18.1	17.0	14.3-20.0	✓
Salt Lake County	20.1	18.6-21.8	21.3	19.6-23.0	-
San Juan*	22.2	10.6-40.7	25.4	12.1-47.1	-
Southeast Utah <sup>†</sup>	42.2	31.5-55.3	43.7	32.3-57.8	!
Southwest Utah	22.0	18.5-25.9	23.5	19.7-27.9	-
Summit County	15.6	9.2-24.6	16.8	9.6-27.3	-
Tooele County	23.1	16.6-31.2	25.7	18.4-35.0	-
TriCounty	29.4	21.8-38.8	32.6	24.1-43.2	!
Utah County	14.4	12.6-16.4	16.2	14.1-18.6	✓
Wasatch County	15.1	7.8-26.3	15.9	8.2-27.8	-
Weber-Morgan	21.5	18.3-25.0	22.1	18.8-25.9	-

<sup>†</sup> Includes Carbon, Emery, and Grand counties  
<sup>^</sup> National data from CDC WONDER.

\* Use caution in interpreting, the estimate has a relative standard error greater than 30% and does not meet UDOH standards for reliability.

Map: Suicide by Local Health District, Utah, 2012-2014

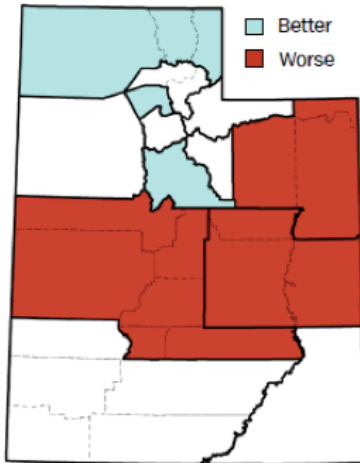
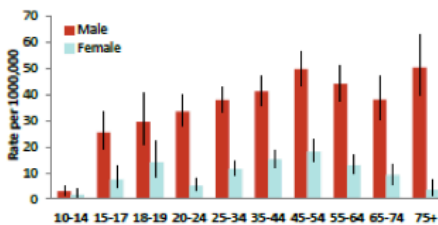


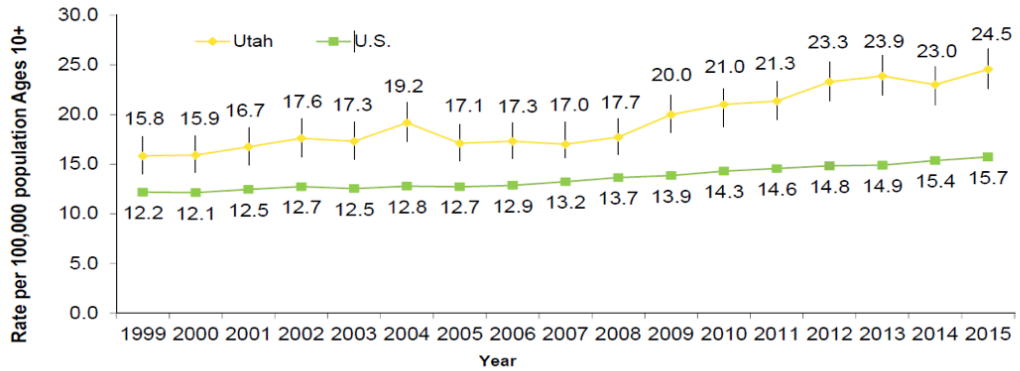
Figure: Suicide by Age and Gender, Utah, 2012-2014





# Utah and U.S. Suicide Trend

Rate of Suicides per 100,000 Population Ages 10+ by Year, Utah and U.S., 1999-2015

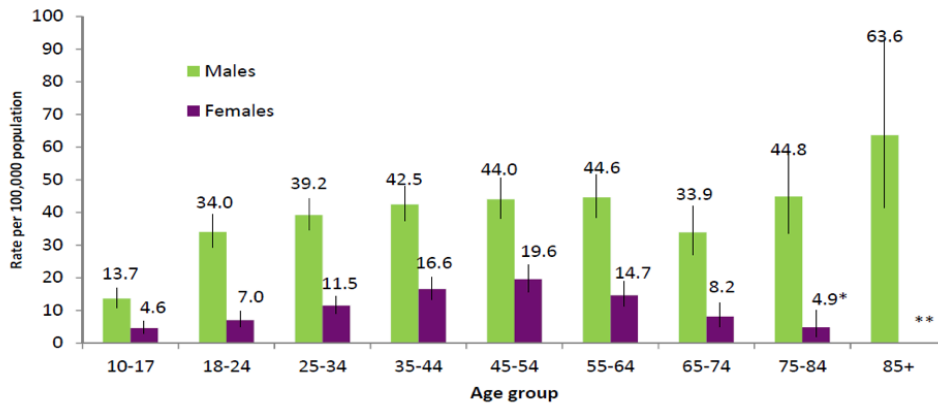


Data Source: Utah Death Certificate Database, U.S. Centers for Disease Control and Prevention



# Suicide Rate by Age Group and Sex, Utah, 2013-2015

Rate of Suicide per 100,000 Population by Age Group and Sex, Utah 2013-2015



Data Source: Utah Death Certificate Database, Utah Department of Health

Priorities for U of U Health University Neuropsychiatric Institute's CHNA were determined after analyzing that data in the SWA and reviewing the availability of known and effective interventions, determination that the area was un-addressed or under-addressed by existing resources, and synergies with other University of Utah Health/UNI initiatives. Three-year implementation plans have been outlined and implementation teams identified for each of the priorities

Based on the prioritization of the health issues as prioritized by UHIP in the SWA and SHIP we plan to focus on the objective of "Improving Mental Health and Reducing Suicide." We plan to address this objective through the following goals, performance measures and strategies/tactics.

IMPLEMENTATION STRATEGIES

## IMPROVING MENTAL HEALTH & REDUCING SUICIDE

### Goals

- Better address the behavioral health needs, and access, for patients and the community at large to help improve mental health and minimize the rate of suicide in the State of Utah.
- Increase access to psychiatric care and behavioral health care within the Emergency Department (ED) and our network of Community Clinics

### Performance Measures

- Expanded access to outpatient behavioral health services, in addition to increasing access to primary care patients.
- Increased ED diversion strategy encounters.
- Reduce the duration for ED psychiatric cases awaiting placement in our inpatient behavioral health unit.

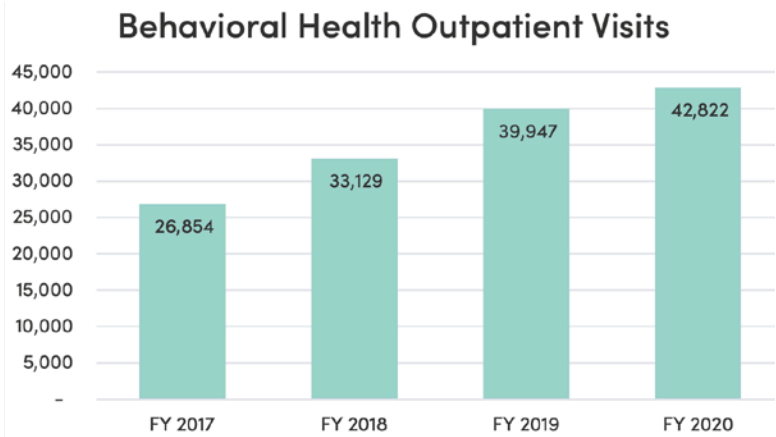
### Strategies/Tactics

- Better integration of mental health services within our Community Clinics to provide appropriate patient care prior to leaving our primary care clinics.
- Increase the number of crisis intervention and hospital diversion encounters through the use of our crisis hotline, warm line, SafeUT App, Mobile Crisis Outreach Teams, Wellness Recovery Center and Receiving Center.
- Increase the availability of psychiatric services embedded with the main Emergency Department.
- Promote mental health awareness through community outreach efforts.

STRATEGY #1: Better integration of mental health services within our Community Clinics to provide appropriate patient care prior to leaving our primary care clinics.

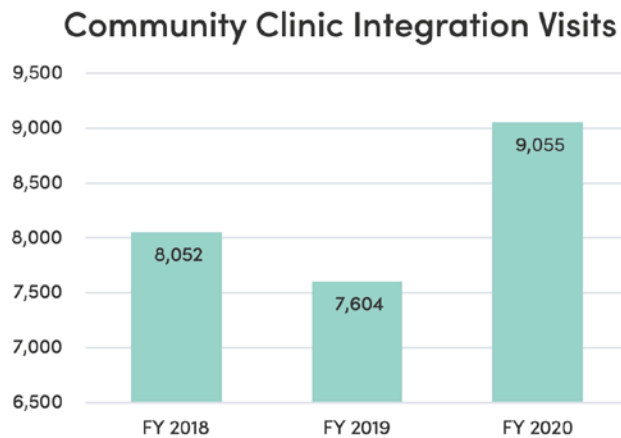
► We have increased the number of behavioral health outpatient visits since 2017 by approximately 59%.

*We have continued to work on the integration of physical and behavioral health and for the early identification of depression and other mental health conditions. We believe that the earlier such conditions are diagnosed and treatment begins that patient outcomes are improved, the cost of care is reduced and the ultimately deaths by suicide are reduced.*



► Since 2018 visits with licensed clinical social workers in our Community Clinics have increased by more than 12% .

*In addition to increasing the number of behavioral health outpatient visits, we have licensed clinical social workers embedded within our primary care clinics in our Community Clinics. We also utilize psychiatry medical residents within our Community Clinics to help facilitate the integration of physical and behavioral health.*

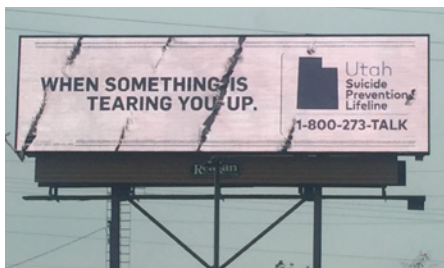
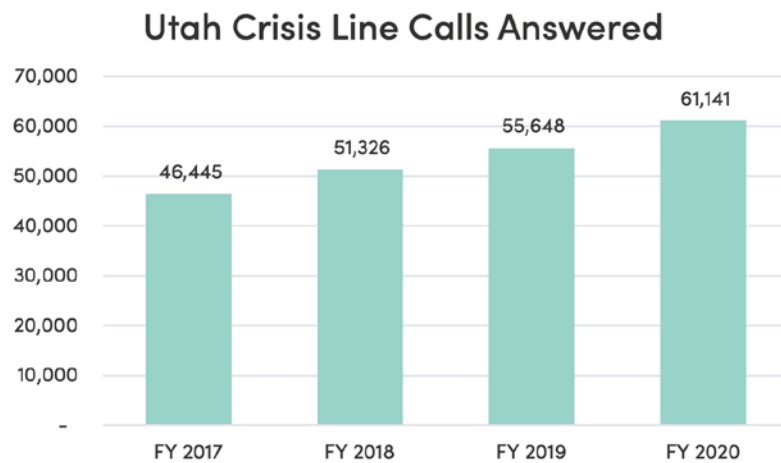


STRATEGY #2: Increase the number of crisis intervention and hospital diversion encounters through the use of our Suicide Prevention Crisis Hotline, Warm line, SafeUT App, Mobile Crisis Outreach Teams, Wellness Recovery Center and Receiving Center.

THE UTAH CRISIS LINE provides compassionate support for individuals that find themselves in the midst of a mental health crisis. Our services are available 24 hours a day, 7 days a week, 365 days a year. There is no cost. We have interpreters in more than 150 languages who can help.

► The number of calls to the Utah Crisis Line, housed within the University of Utah Neuropsychiatric Institute, have increased over 31% since 2017.

*There has been a significant increase in the promotion of this important community resource through a multi-media campaign called "Live On Utah." The Utah Crisis Line is the affiliate of the National Suicide Prevention Lifeline.*



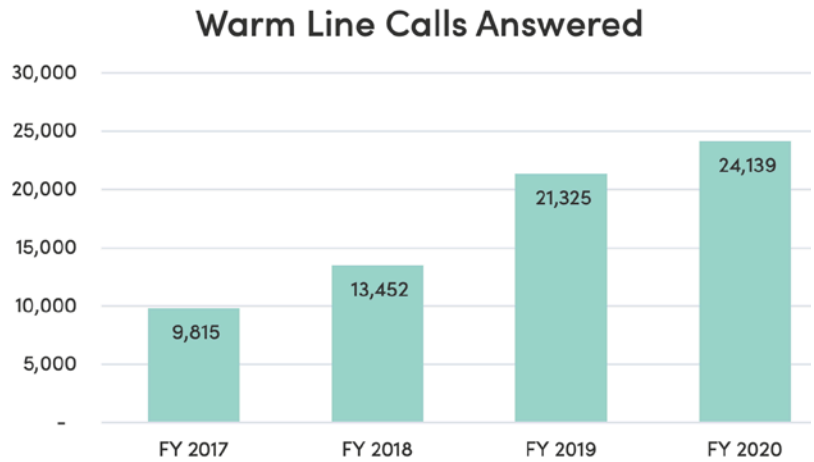
Utah Crisis Line Billboards

THE UTAH WARM LINE, is staffed by peer support specialists who have gone through specialized training. They have also lived through experiences like depression, anxiety, substance use, and related challenges.

Specialists are trained in providing hope and empowerment through the recovery model. The recovery model centers on an individual approach to help individuals recover and heal, and supports learning new skills that help callers feel empowered to make positive change.

► **Since 2017, calls to the Warm Line have increased approximately 145%.**

*In 2020, the State of Utah designated a new statewide Warm Line (1-833-SPEAK-UT) that is being hosted by the University of Utah Hospitals & Clinics. It is staffed 8 am – 11 pm daily. The expectation is that as awareness increases of this new statewide resource that the volume will continue to grow and more Utahns will have access to this excellent resource.*



THE SAFE UT SMARTPHONE APP is a statewide service that provides real-time crisis intervention to Utah’s students, parents, and educators at no cost. SafeUT was developed by the legislatively created SafeUT Commission and is operated by the University Neuropsychiatric Institute (UNI). SafeUT allows students in crisis to open a two-way messaging service with master’s level clinicians, call a crisis counselor directly, or submit confidential tips to school administrators on bullying, threats, violence, etc.

SafeUT is far more than an app; it is a mental health system of care that acts to provide professional help for youth and young adults in crisis. Crisis help can be provided through texting, which factors into SafeUT’s success with youth more comfortable texting than talking on a phone. Use is confidential, and crisis counselors do not inquire about identifying information except in emergency situations. SafeUT has been recognized nationwide for its effectiveness in saving lives and de-escalating potential school safety incidents.

The app is staffed by master’s level trained crisis counselors at UNI, 24 hours a day, 365 days a year. In 2018, SafeUT expanded to Utah institutions of higher education and Utah technical colleges that are owned by the State of Utah, which comprised 16 unique educational institutions of higher, and technical, education.

At the end of the 2019–2020 academic school year, 87.8% of all Utah K–12 schools and universities (including public, private, and charter) have been enrolled in SafeUT. For all enrolled educational institutions there are about 802,000 students that now have access to crisis intervention services throughout the State of Utah.



All tips submitted through the app are immediately reviewed by UNI staff. Non-urgent tips are sent to the appropriate school administrators, and tips of a more threatening nature (including violence or planned school attacks) are triaged by crisis counselors who may involve law enforcement and administrators to quickly resolve the crisis on a timely basis.

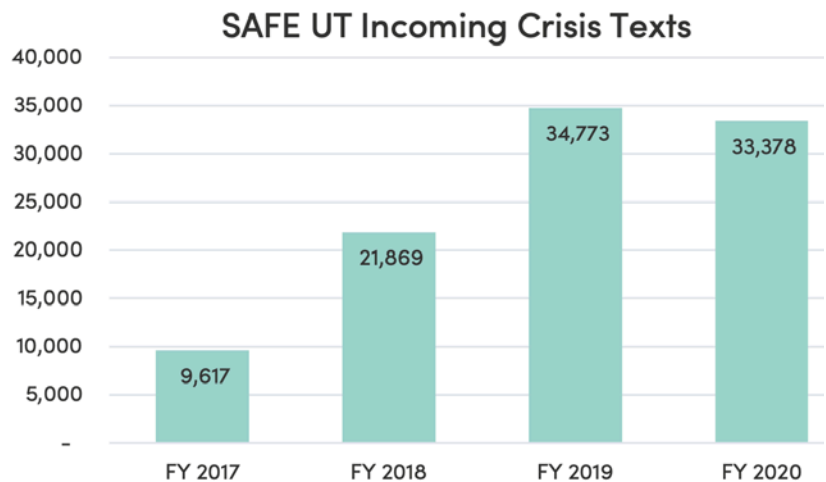
If a Safe UT user is actively attempting suicide or has plans to harm themselves in the immediate future, Safe UT clinicians will work in coordination with the first responders/school personnel to initiate an active rescue (lifesaving intervention). From January 2019 to May 2020 there have been 583 documented lifesaving interventions.



Example of the SafeUT app interface

► **Since 2017 the incoming communications from SafeUT users has increased approximately 247%.**

*Utilization for the tip functionality started to decline in March of 2020 with Utah schools shutting down due to the COVID-19 pandemic. However, usage of the crisis intervention functionality remained high in part due to increased stress and mental health issues associated with the pandemic and students being cut off from traditional school-based support structures such as school counselors.*



THE UTAH CRISIS LINE sends out a mobile crisis outreach team (MCOT) in many areas throughout our state. MCOTs provide fast, free, face-to-face or virtual video response for Utah residents who are having an acute mental health challenge. Youth and adult services teams are available 24/7/365 and offer consultation and support to individuals, families in a variety of settings.

The operations also provide follow-up services, like ongoing support. This includes referrals to health care providers and to mental health services in the community.

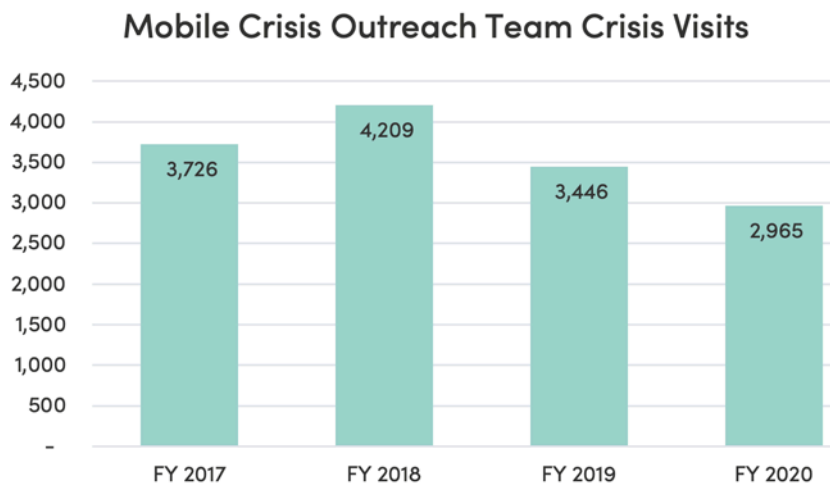
UNI MCOTs primarily provides care for people within Salt Lake County. Through the Utah Crisis Line dispatch, MCOTs work with other local mental health authorities across Utah. These other authorities also offer MCOTs for a prompt response.

MCOTs have both licensed clinicians who are highly trained and peer support specialists (also certified). Peer specialists have personal experience with past mental health or substance use challenges, are in recovery after receiving treatment, and can share their lived experience to provide empathy and hope.

Over the past several years as the awareness and benefit of the MCOT model has grown the number of in person follow up visits have decreased and have been replaced by follow up calls in lieu of sending out a team. This has allowed the MCOTs to be focused on a wider range of patients that are typically in a more acute crisis situation. If follow up phone calls indicate that an individual that has previously been seen by an MCOT needs deeper services then a MCOT or other options are deployed for such individuals.

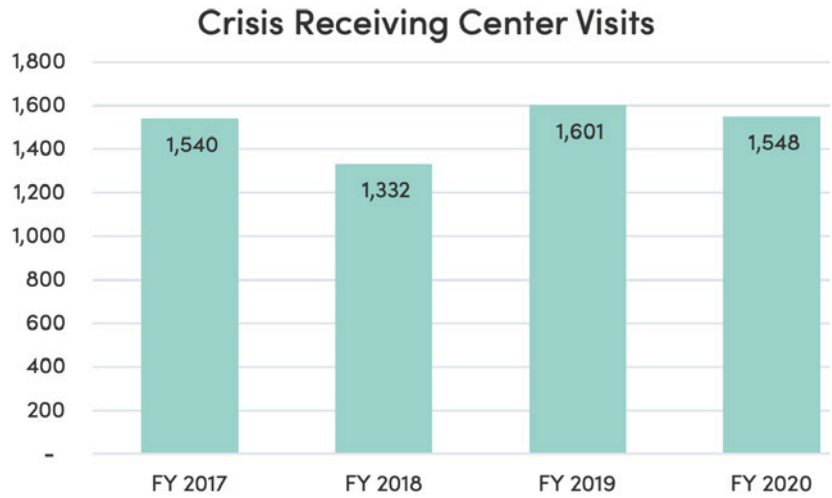
► Over the past several years as the awareness and benefit of the MCOT model has grown the number of in person follow up visits have decreased and have been replaced by follow up calls in lieu of sending out a team.

*This has allowed the MCOTs to be focused on a wider range of patients that are typically in a more acute crisis situation. If follow up phone calls indicate that an individual that has previously been seen by an MCOT needs deeper services then a MCOT or other options are deployed for such individuals.*



► Utilization of the UNI Receiving Center has remained relatively consistent over the past several years, which is largely a function of the space constraints of the facility.

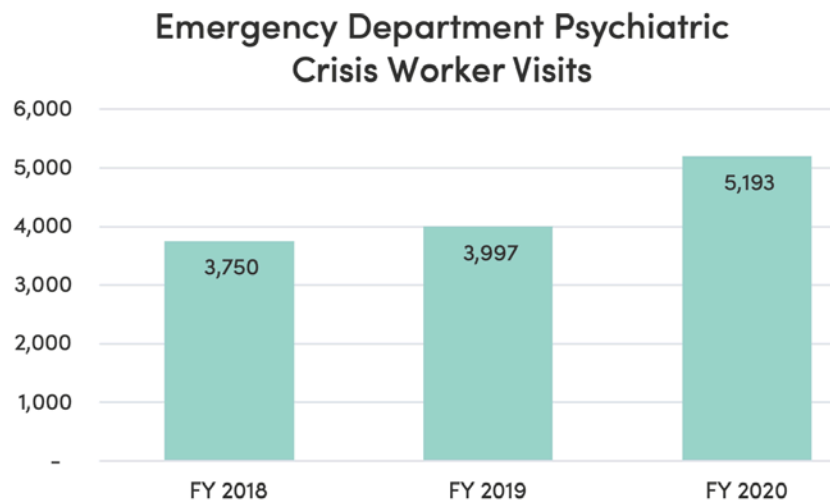
UNI has a small Receiving Center that individuals experiencing a mental health crisis may utilize on a short-term basis (up to 23 hours). During a visit to the receiving center a patient will receive crisis management therapy, a psychiatric assessment and wellness recovery/discharge planning. As determined patients may receive medication management treatment. The staff of the receiving center is comprised of psychiatrists, advance practice nurses, social workers, certified peer specialists and psychiatric technicians.



STRATEGY #3: Increase the availability of psychiatric services embedded with the main Emergency Department.

► Over the past three years the number of Emergency Department psychiatric crisis worker encounters has increased approximately 38%.

By offering patients more specialized mental health services within the emergency department we believe that it improves patient outcomes and reduces the need to admit patients into the hospital, thus reducing disruption to our patient's lives and reducing health care costs.



## STRATEGY #4: Promote mental health awareness through community outreach efforts.

UNI has engaged in significant community outreach activities to promote utilization of our varied crisis response and diversion resources. See below for outreach education training and in the [Appendix](#) for a detailed list of event and marketing requests.

### COMMUNITY OUTREACH EDUCATION TRAINING

Date	Times	Presentation	Area	Hours
1/15/19	8:30 - 9:30	CIT - Children's Issues	WVC	1
1/17/19	7:00 - 12:00	CIT - Scenarios	WVC	5
2/7/19	10:45 - 11:30	CSW Practicum Fair	SLC	0.75
2/26/19	8:30 - 9:30	CIT - Children's Issues	WVC	1
2/28/19	7:00 - 12:00	CIT - Scenarios	WVC	5
3/5/19	8:00 - 3:00	Wasatch Front Counselor Fair	West Jordan	7
3/12/19	8:00 - 5:00	Crisis Certification Training	SLC	8.25
3/28/19	1:30 - 4:00	Rec and Occ Therapy Suicide Prevention Presentation	Provo	2.5
4/4/19	8:00 - 5:00	Crisis Certification Training	SLC	8.25
4/9/18	12:00 - 1:00	Richfield PD Presentation	Richfield	1
4/10/19	8:30 - 10:00	SLCC Suicide Prevention Presentation	SLC	1.5
4/16/19	6:00 - 8:00	Spectrum Academy Parent Night	SLC	2
5/20/19	3:30 - 4:15	Librarian Presentation - Teen MH 101	SLC	0.75
6/8/19	12:00 - 1:00	UnCon Panel Discussion	Ogden	1
6/14/19	2:00 - 4:00	Mental Health Officer Training	SLC	2
6/27/19	12:30 - 1:30	Crisis Certification Training	SLC	1
7/19/19	2:30 - 3:30	Zero Suicide Summit	SLC	1
7/22/19	12:15 - 1:15	NDFF Training - UNI SW	SLC	1
7/22/19	7:00 - 8:30	Suicide Prevention Presentation	SLC	1
7/30/19	8:30 - 9:30	CIT - Children's Issues	WVC	1
7/31/19	12:30 - 1:30	Crisis Certification Training	SLC	1
8/1/19	7:00 - 12:00	CIT - Scenarios	WVC	5
8/12/19	3:30 - 4:00	NDFF Training - UNI Nursing 2A	SLC	0.5
8/20/19	8:30 - 9:30	CIT - Children's Issues	SLC	1
8/21/19	9:30 - 10:00	Zero Suicide Learning Collaborative	SLC	0.5
8/22/19	7:00 - 12:00	CIT - Scenarios	SLC	5
9/27/19	2:00 - 4:00	Mental Health Officer Training	SLC	2
10/15/19	8:30 - 9:30	CIT - Children's Issues	Sandy	1
11/5/19	9:30 - 11:15	Salt Lake County Parks & Recreation	SLC	1.75
11/6/19	3:30 - 4:00	Media request - Children and Trauma	SLC	0.5
11/11/19	9:00 - 10:30	Mental Health Officer Training	SLC	1.5
11/12/19	5:30 - 7:00	SLCC Suicide Prevention Presentation	SLC	2.75

OUR RESPONSE

11/13/19	12:00 - 1:30	Salt Lake Library - Columbus Branch	SLC	1.5
11/13/19	2:00 - 2:30	Poison Control Presentation	SLC	0.5
11/14/19	1:30 - 3:00	Mental Health Officer Training	SLC	1.5
11/19/19	10:00 - 11:00	Mental Health Officer Training	SLC	1
11/25/19	11:30 - 1:00	WorkDay	SLC	1.5
12/4/19	11:00 - 12:00	Crisis Certification Training	SLC	1
12/11/19	11:00 - 12:00	Sundance De-escalation Training	Park City	1
1/17/20	2:00 - 4:00	Mental Health Officer Training	SLC	2
1/27/20	3:00 - 4:30	Mental Health Officer Training	SLC	1.5
2/19/20	10:15 - 1:45	Care Navigation In-Service	South Jordan	1.5
2/20/20	5:00 - 6:30	Mental Health Officer Training	SLC	1.5
3/10/20	11:30 - 12:30	CWC	SLC	1.25
3/12/20	11:45 - 1:00	CODA Lunch and Learn	SLC	1.25
3/13/20	3:30	U of U Blog interview		0.5
3/13/20	4:30	KSL radio interview		0.5
4/3/20	2:00 - 4:00	Mental Health Officer Training	Skype	2
4/15/20	8:30 - 9:30	SLCC Suicide Prevention Presentation	Skype	1
4/15/20	3:30	Deseret News Interview	Phone	0.5
6/2/20	12:15	Fox 13 News Interview	Zoom	0.25
6/19/20	2:00 - 4:00	Mental Health Officer Training	Virtual	2
7/15/20	2:00 - 3:00	CWC	Virtual	1
7/17/20	3:30 - 4:30	Zero Suicide Summit	Virtual	1
8/13/20	11:30 - 12:30	CWC	Virtual	1
8/25/20	10:45 - 12:00	Generations	Virtual	1.25
9/2/20	9:00 - 10:00	BHI Brown Bag	Virtual	1
9/9/20	11:30 - 12:30	CWC	Virtual	1
9/15/20	1:15 - 1:45	Fox 13 News Interview	SLC	0.5
9/15/20	4:30 - 5:00	EAU PD	Virtual	0.5
9/23/20	5:00 - 5:30	EAU PD	Virtual	0.5
9/25/20	1:00 - 3:00	Mental Health Officer Training	Virtual	2
9/28/20	6:00 - 8:00	Utah Parent Center	Virtual	2
10/13/20	11:30 - 12:30	CWC	Virtual	1
10/27/20	8:30 - 9:30	CIT - Children's Issues	WVC	1
10/27/20	4:00 - 5:00	Critical Issues	Virtual	1.25
10/29/20	7:00 - 12:00	CIT - Scenarios	WVC	5
11/3/20	5:30 - 6:30	SLCC Suicide Prevention Presentation	Virtual	1
11/12/20	2:00 - 3:00	CWC	Virtual	1
12/1/20	2:00 - 3:00	CWC	Virtual	1

**TOTAL HOURS: 121.25**

## FY18 SAFEUT EVENTS REQUESTS

1st Qtr (July - Sept)	Event	2017/2018 Attendance?	Details
August 17, 2017	WVC Night Out - Family Safety and Health	Yes	5-8 PM Booth space; Community Heroes
September 9, 2017	NAMI UT Walk	Yes	Booth space
September 14, 2017	Suicide Prevention Townhall - Box Elder County	Yes	Presentation
September 16, 2017	AFSP Out of the Darkness Walk	Yes	Booth space
September 18, 2017	Draper Community Dinner	Yes	Booth space
September 19, 2017	Veteran's Film Screening	Yes	6 PM at Utah State Capitol
September 20, 2017	AT&T Press Event	Rescheduled	11 AM in Presentation Room of Capitol building
September 21- September 23, 2017	Comic Con	Yes	Volunteer slots sent to commission *AG's office got us a free booth in 2017
September 23, 2017	NUHOPE Walk - Ogden	No	Booth space; overlapped comic-con
Ongoing	High School Football Games	Yes	Booth space
Ongoing	Quit Trippin'		Rebranding SafeUT
2nd Qtr (Oct - Dec)	Event	2017/2018 Attendance?	Details
October 6, 2017	UVU Conference on Suicide Prevention	No	UVU, proposal application for exhibitors; UVU has its own mental health program
October 13 - October 14, 2017	UAN	Yes	Ogden, Booth space
October 16 - October 17, 2017	Critical Issues	Yes	Booth space UNI Sponsorship and Booth Space
October 19 - October 20, 2017	UEA	Yes	Sandy, Hands on activity with KUED (calming bottles)
October 12, 2017	Love Not Hate Tailgate	No	Corner Canyon's HOPE Squad tailgate event
November 4, 2017	Herriman Hope Walk	Yes	9 AM-12 PM; Herriman High
November 6 - November 7, 2017	Rocky Mtn Suicide Prevention Conference (Hope4Utah)	Yes	Provo, Booth space
November 13, 2017	NAMI Utah Conference	Yes	Salt Lake Community College Campus in Sandy
November 17, 2017	High School Football Games	No	6-7 PM; Rice Eccles Stadium; booth; canceled
December 14, 2017	Lady Gaga Mental Health First Aid Training	Yes	Lady Gaga Foundation, Vivint, hosted by KSL
3rd Qtr (Jan - Mar)	Event	2017/2018 Attendance?	Details
January 6, 2018	USBE Youth Suicide Prevention Summit, Part 2	Yes	Murray High School, 7:30 AM-3:30 PM; over 300 people anticipated
January 18, 2018	College, Career, and Community Fair	No	6-8 PM; Northwest Middle School, Booth space; 7-8th graders
February 22 - February 23, 2018	Utah Arts Community	No	7:00 PM; Rose Wagner Black Box Theater - Booth
February 24, 2018	Safe Kid's Fair	Yes	South Towne Expo Center in Sandy; 9 AM-5 PM; activity, booth - good turnout, tons of families and emergency response people
February 28, 2018	Healthy Lifestyles Fair, Snugz SLC	Yes	West Jordan, 11 AM-2 PM, 250-350 people
February 28, 2018	"Art for the Heart" Event at Salt Lake Performing Arts Academy (representing 3 high schools)	No	For parents and students, addresses prevention, mental illness, and bullying.

March 15, 2018	South Utah County Children's Hope Coalition	Yes	30-min. presentation; Landmark High School in Spanish Fork 11:30 AM-1 PM; about 15-20 people, good turnout
March 15, 2018	Suicide Prevention Town Hall	No	6-8 PM; Ben Lomond High; booth - Weber-Morgan Health Department; Ogden School District; community open house
March 19, 2018	HOPE Week - AISU Parent Night	Yes	3:30-5 PM; parent night at American International School of Utah, booth
March 27-28, 2018	Utah School Districts with Health Plans	Yes	St. George
<b>4th Qtr (Apr - June)</b>	<b>Event</b>	<b>2017/2018 Attendance?</b>	<b>Details</b>
April 4, 2018	Crisis Response Summit	Yes	Utah Cultural Celebration Center; 6:30 AM-4 PM; Presentation on SafeUT
April 7, 2018	Queer Prom	Yes	Salt Palace
April 7, 2018	Weber State University Out of Darkness Walk	No	9 AM-1 PM, campus walk
April 12, 2018	County Court Clerk Conference	Yes	Booth space 7 AM-1 PM; presentation 1-4 PM; gave out all marketing material
April 13, 2018	Food Truck Festival	Yes	Roy, UT, hosted by B&G Club of Weber-Davis; 5-8 PM
April 20, 2018	Utah School Walkout	Yes	1-4 PM, wants booth at event, logo on website
April 24, 2018	Governor Bill Signing	Yes	Mental Health Bills to be signed by the Governor, 9 bills total
April 28, 2018	HOPE Walk	No	Copper Hills High School, WJ - Hope Squad organized walk; 9:30 AM-12:30 PM
April 28, 2018	NAMI Walk	Yes	Liberty park, check in is 8 AM, UNI Team will walk, booth space
May 3, 2018	Utah School Nurses Association Spring Conference	No	St. George, Utah at the Dixey Tech College. approximately 100 nurses serving Utah. Workshop about Mental Illness.
May 9-11, 2018	Promising Youth Conference	Yes	May 9th - 7:30 AM-5:30 PM; May 10th - 8:30 AM-5:30 PM; May 11th - 8:30 AM-3:30 PM; Snowbird; booth space
May 17-18, 2018	AUCH Health Event with Health Plans	Yes	27th annual primary care conference; Utah Cultural Celebration Center in WVC; booth
May 17, 2018	Herriman Community - Take CHARG event	Yes	6 PM
May 19, 2018	Safe Kid's Day	No	10-2 PM; Legacy Events Center in Farmington; booth space
May 21, 2018	Behavioral Threat Assessment - Crisis Conference	Yes	Sheraton Hotel; 8 AM-5 PM - good amount of people familiar with SafeUT
May 23-24, 2018	Utah PTA Leadership Convention	Yes	7 AM-4 PM; 8 AM-4 PM; Utah Valley Convention Center in Provo, booth space
May 26, 2018	HOPE Walk	No	9 AM at Murray park, booth space given
June 2, 2018 - June 3, 2018	Utah Pride Festival	Yes	Booth, UNI volunteers, ran out of material multiple times, continued after close
June 7, 2018	BEE Prepared, BEE Safe, BEE Aware Public Safety Fair	Yes	3-7 PM; Hosted by UT Dpt of Public Safety
June 8, 2018	Utah Peer Conference	Yes	8 AM-3:30 PM; Health plans; "pathways to recovery", SLCC
June 12-13, 2018	Summer Conference	Yes	7 AM-4:30 PM; Heber City - Wasatch High, booth
June 13-14, 2018	Utah Public Charter Schools	Yes	Booth available; Davis County Convention Center;
June 23-24, 2018	Hill AFB AirShow	No	8 AM-5 PM; Airmed airshow
June 25-27, 2018	State Apps Conference	Yes	Present, and potentially have a booth.
June 26, 2018	Chick-fil-a Suicide Prevention	Yes	5-8 PM; booth available; multiple organizations; in honor of Herriman student who died by suicide



## FY18 SAFEUT MARKETING MATERIAL REQUESTS

Marketing Material Requests	Organization	Date	Amount Given	Purpose
Cards	Tri County Health	August 31, 2017		Requesting for Tri County Area
Cards	U Health Plans	September 8, 2017	60	Suicide Prevention in Utah County
Cards		September 12, 2017	200	Meeting in Park City
Cards and Posters		September 25, 2017	1000/100e	Requesting for North and South Summit School Districts
Cards and Magnets		September 25, 2017	1000/50	Requesting for Suicide Prevention Foundation in Davis, Weber, and Ogden
Cards		September 25, 2017		Requesting for Northwest Middle School
Cards	Valley	October 9, 2017		Requested cards for 40 schools across 4 districts
SafeUT Brand collaboration	See Your Strength	October 10, 2017		Requested collaboration of encouraging words with SafeUT logo
Cards, Posters, and Magnets	Wasatch Pediatrics	October 12, 2017	200/16 (8e)/20	Requested material for 8 clinics
Magnets	Vista Heights MS	October 12, 2017	50	Requested magnets for the classrooms
Crisis Magnets and SafeUT Cards	Archway Services	October 23, 2017	100/200	Requested as resources for shelter
Crisis Flyers, Magnets and SafeUT Cards	Jordan Family Education Center	October 5, 2017	25 each	Guidance Center at Jordan Valley
Crisis Flyers, Magnets and SafeUT Cards	Select Health	October 2, 2017	50 of each	Give to clients
SafeUT Cards	Price Health Dept	October 3, 2017	50	Mailed for a school event
Cards and Magnets	BSN program	October 27, 2017	100/50	Requested for community project
Crisis magnets, SafeUT Cards, W&W Bookmark	Wasatch Pediatrics	November 8, 2017	100/200/50	Requested for Suicide Prevention Education night for patients and families
SafeUT Posters/Cards/Magnets	(DNP student, CoN) for Wasatch Mental Health	November 14, 2017	50 of each magnets/cards - 10 posters	Doing education for therapists at Wasatch Mental Health in American Fork
Crisis Flyers, Magnets and SafeUT Cards/Posters	SLC Div Youth/Family Services	November 27, 2017	80 each (10 posters)	Resources for staff at 8 locations where youth and teens meet and 2 offices where staff and adults gather
SafeUT Cards and Posters	OWL	November 30, 2017	200/2 each	To be put out as resources for the Lady Gaga training at two separate locations
SafeUT Magnets and Posters	IT	January 19, 2018	5 magnets, 5 of each poster	To put around the office and breakroom at IT
SafeUT Cards		February 7, 2018	5000	To put in guest bags at Safe Kid's Fair (included with exhibit fee)
SafeUT Cards		March 7, 2018		For Summit County"
Cards	LDS Spanish Ward	March 4, 2018	100	To speak to kids in ward about self-harm, bullying, suicide prevention
SafeUT Magnets	Big Brothers Big Sisters	April 5, 2018	25	Hands out magnets to families in the program
Crisis Magnets	Salt Lake County Criminal Justice Center	April 5, 2018	25	Hands them to clients as needed

Crisis flyers & magnets, W&W bookmarks	Riverton ED	April 17, 2018	50-80 each, plus 70 more W&W bookmarks & crisis magnets	For a church group she is presenting to - relief society
SafeUT Cards (english and spanish), W&W bookmarks, SafeUT magnets	Health Plans	May 8, 2018	50 each	Restocked her supply for health plans, hands them out at events we do not attend
Crisis Flyers, Magnets and SafeUT Cards (eng/ spa)	LDS Hosp Patient Access Center	May 14, 2018	100 each	Give to patients
SafeUT Cards (english and spanish), SafeUT Postcards SafeUT magnets	University of Utah Health Plans	May, 2018	300 cards (Eng), 100 cards (Spa), 200 magnets, 50 ea posters	To give to Pioneer Rugby 7s
Crisis Magnets	Draper City Police Department	May 25, 2018	50	To hand out to officers/at events
SafeUT Cards (english and spanish), SafeUT Posters, SafeUT magnets	Outreach Coordinator, University of Utah Health Plans	May, 2018	300 cards (Eng), 100 cards (Spa), 200 magnets, 50 ea posters	To distribute as needed

## FY18 SAFEUT EMAILED REQUESTS

Emailed Requests	Organization	Date	Purpose
Cards and Poster Files	SLSPA	September 12, 2017	Requested updated files
Files	Mountain Ridge JH	September 20, 2017	Requesting for Mountain Ridge Junior High
SafeUT magnet file	POOT Path	November 15, 2017	SafeUT ad space in Northridge High Tarzan playbill
SafeUT Posters and Cards	Westside Medical	December 5, 2017	Requested posters for the office
SafeUT Posters and Cards	Highmark Charter	December 5, 2017	Requested more material for school
SafeUT Posters and Cards	IHC	December 7, 2017	Requested material for clinics
SafeUT Posters and Cards	Alpine District	January 3, 2018	Requested material for HOPE week at OHS
SafeUT Cards	Wasatch Mental Health	January 5, 2018	Requested for therapists to distribute in Nebo School District
SafeUT magnet file	Copper Hills HS	January 9, 2018	Requested for a banner
SafeUT Posters and Cards	Real Salt Lake Academy High School	January 10, 2018	Requested material for school
SafeUT Posters and Cards	Manila High School	January 15, 2018	Requested material for school launch
SafeUT Posters and Cards	USBE	January 19, 2018	Requested material for schools
SafeUT Cards	OWL	February 1, 2018	Requested app image for a PowerPoint
SafeUT Cards and Posters	Rose Park Elementary	February 6, 2018	Requested material to post around the school
SafeUT Cards and Posters	Jordan SD	February 7, 2018	Requested material to post around the school

SafeUT Cards and Posters	SLCC	February 16, 2018	Requested material for SLCC
Files	COPharmacy, U of U	February 14, 2028	She wanted to rearrange them for a digital slide for her TV signage.
SafeUT Cards and Posters	CUCC	February 21, 2018	Requested material for CUCC
SafeUT Cards and Posters	Utah Department of Health	February 22, 2018	Requested material for office
SafeUT Cards and Posters	Bountiful Clinic Pediatrics	February 23, 2018	Requested material for office

## FY19 SAFEUT EVENTS REQUESTS

1st Qtr (July - Sept)	Event	2018/2019 Attendance?	Details
July 6-7, 2018	Rugby Training camp with Health Plans	Yes	Utah Valley University, Fri, 11 AM-9 PM; Sat, 9 AM-6 PM; 300+ kid attendance, logo on website, wants logo for t-shirts
July 11, 2018	Rugby Gala	Yes	Gala for Fijian Rugby team, SafeUT and Health Plans invited
July 11-13, 2018	Rural School Conference	No	SUU; 11th, 11 AM-5 PM; 12th, 8 AM-4 PM; 13th, 8:30 AM-12 PM
July 26, 2018	Bee Healthy Night	Yes	
July 28, 2018	Loveloud	Yes	Set up on 7/27 from 1-6 PM, Event goes from 1:30-11 PM on 7/28; 30K people
July 28, 2018	Utah Pacific Island Heritage Month Kick Off	Yes	5-10 PM; will get more details from Rugby training camp
August 1, 2018	Utah Charter Network Conference	Yes	Presentation to the group and gave collateral
August 2, 2018	Jordan School District Counselor's Meeting	Yes	8-9:30 AM, 10-minute presentation to the group and left collateral
August 4, 2018	Herriman High Suicide Awareness	Yes	10-12 PM; expecting about 150 people, Cross Country team will host 4 mile run
August 6, 2018	National Night Out Against Crime - Woods Cross Police Department	Yes	6-8 PM; suicide prevention booth; approx. 300 people
August 7, 2018	Westpointe/Jordan Meadows "Night Out" Community Event	Yes	4:30-9 PM, booth at the event, 700+ attendees
August 9-11, 2018	Cache County Fair		Requested 20,000 pieces of collateral
August 11, 2018	Midvale City Harvest Festival	No	Booth at the festival, Health Plans invited us, 1500+ projected attendees
August 11, 2018	Break the Silence	Yes	Booth at the event; Tremonton
August 13, 2018	Family Safety and Health Fair - West Valley Police Department	Yes	4:30-6:30 PM; WVC Family Fitness Center
August 16, 2018	U of U Move In Day		Welcome to have a booth
August 20, 2018	U of U Welcome Week		Booth by the Union in order to let the new and returning U students know about SafeUT
August 21, 2018			
August 22, 2018	U of U Plaza Fest		Booth at the Union from 10 AM-2 PM
August 22, 2018	Be Well Event		SJHC Sunset Conference Room 4-8 PM
August 24, 2018	U of U Freshman "U" Picture	Yes	
August 29, 2018	Day on the Quad	Yes	Utah State Universities orientation day; 10:30 AM-2:30 PM
August 31, 2018	Paint the Town Red	Yes	SUU; 5:30-10 PM

September 6-8, 2018	FanX		Volunteer slots sent to UNI; free booth in 2017, 2018
September 8, 2018	Avenues Street Fair		Must apply by 8/15
September 11, 2018	Presentation to South Jordan Health Center Staff Meeting		Presenting at their staff meeting on SafeUT
September 11, 2018	Presentation to Pflag		60-minute presentation for the Utah Pflag Chapter @ Utah Pride Center
September 15, 2018	9th & 9th Street Festival		Application deadline is 9/8
September 15, 2018	AFSP Out of the Darkness Walk	Yes	Booth space
<b>2nd Qtr (Oct - Dec)</b>	<b>Event</b>	<b>2018/2019 Attendance?</b>	<b>Details</b>
October 1-3, 2018	NATSAP Link N Learn		
October 2, 2018	Gunnison High/Middle School SafeUT/Suicide Prevention Assemblies	No	Assemblies discussing suicide prevention/SafeUT
October 2, 2018	Gunnison High/Middle/Elementary Teacher Training		Teacher training on how to talk about suicide
October 2, 2018	Richfield High School - Anxiety Awareness Event	No	
October 2, 2018	Utah State University - Vernal	Yes	Meeting with administrators and drop off marketing material
October 3, 2018	UofU Wellness Fair	Yes	
October 3, 2018	APCO Annual Conference	No	Booth at the event
October 4, 2018	DSU Health Services Fair		Booth at the event
October 5, 2018	UofU Marketing Material	Yes	Drop off material; meeting with team
October 5, 2018	UVU Conference on Suicide Prevention	No	UVU, proposal application for exhibitors; UVU has its own mental health program
October 9, 2018	Mental Health Services Awareness Night	No	Booth at the event which focuses on mental health services in the community
October 10, 2018	Woods Cross Elementary PTA Safety Fair	Yes	Booth at event; 200 families
October 11, 2018	Northwest Middle School Career/College Fair		Booth at event; 800 students/families expected to attend
October 11, 2018	Romeo & Juliet at the Opera Student Night	No	Booth at the student night, 800-1000 kids
October 11-12, 2018	USCA 2018 Fall Conference	Yes	Booth; counselors across the state
October 12, 2018	"Suicide: The Ripple Effect" Documentary Screening	Yes	Booth at the screening
October 18-19, 2018	UEA Convention		
October 23, 2018	Oquirrh Hills Elementary PTA "Trunk or Treat"	No	Booth; 500 kids and their families
October 25-26, 2018	October Court Clerk Conference		
November 2-3	UAN Jumpstart Conference	Yes	Booth; educators, and youth organizations
November 5, 2018	Launch Leadership Learning Academy		
November 8, 2018	School Safety Summit	Yes	Presentation on SafeUT and other UNI services
November 12, 2018	Launch Promintory School of Expeditionary Learning		
November 15, 2018	Presentation to Judge Memorial Catholic High School		SafeUT presentation on enrollment
November 20, 2018	Presentation for Logan PD Dispatch	Yes	SafeUT Presentation & coping skills/techniques
November 27, 2018	UVU Training		Training UVU staff on SafeUT
November 28, 2018	South Sanpete Suicide Coalition	Yes	Presentation

APPENDIX

November 30, 2018	Launch St. Andrews school		
November 30, 2018	Launch Madeline Choir School		
December 3, 2018	South Summit Community Event		SafeUT Booth @ North Summit High School Gym
December 3, 2018	Hope4Utah Postvention Conference	Yes	SafeUT booth
December 4, 2018	Hope4Utah Postvention Conference	Yes	SafeUT booth
December 4, 2018	Launch John Hancock Charter School		
December 5, 2018	Corner Canyon HS SafeUT Presentation		
December 7, 2018	SafeUT Jazz Tickets Giveaway		
December 8, 2018	Utah Pride Center Masquerade Ball	Yes	SafeUT Booth
December 10, 2018	Launch Franklin Discovery Academy		
December 10, 2018	Presentation to 3 North Adolescents		
December 12, 2018	USBE Student Services Directors Meeting	Yes	Presentation to educators
December 12, 2018	UTECH Presidents Council Meeting	Yes	SafeUT Presentation / Q&A
December 17, 2018	Launch CCID		
December 18, 2018	SafeUT administrator training at USBE	Yes	Training for educators; IT updates; marketing efforts
December 18, 2018	EM Directors Summit		SafeUT Presentation / Q&A
December 20, 2018	SafeUT Brown Bag Presentation		Presentation for Brown Bag at UNI
December 20, 2018	Canyons School District	Yes	Meeting and presentation to administrators at district level; drop off marketing
<b>3rd Qtr (Jan - Mar)</b>	<b>Event</b>	<b>2018/2019 Attendance?</b>	<b>Details</b>
January 2, 2019	Launch Park City Day School		
January 7, 2019	Bingham High School Parent Night	Yes	Booth; community resource; clinician included; 6:30 PM setup
January 8, 2019	Ogden-Weber Tech College Presentation	Yes	Presentation to begin talks to enroll school
January 8, 2019	Rowland Hall 9th & 10th grade presentation		
January 8, 2019	Rowland Hall Faculty Presentation		Presentation to the faculty on SafeUT
January 9, 2019	Deaf Directors Meeting	Yes	Presentation to the directors on SafeUT
January 9, 2019	Salt Lake City School District Presentation	No	Canceled
January 10, 2019	Rowland Hall 11th & 12th grade presentation	No	
January 10, 2019	Hillcrest High School Youth Protection Seminar		7 PM, we will have a SafeUT table there.
January 11, 2019	BYU Counseling Center Presentation		Presentation for their providers on SafeUT
January 11, 2019	Responding to Youth Suicide Summit	Yes	Booth
January 14, 2019	Southwest Tech College Presentation		
January 15, 2019	Bridgerland Technical College Presentation	Yes	Presentation to begin talks to enroll school

January 15, 2019	Presentation to Child care providers and parents at department of health		
January 16, 2019	Discussion with USDB	Yes	Presentation and meeting to discuss IT needs from deaf and blind community
January 16, 2019	Pediatrics teleEcho SafeUT Presentation		
January 17, 2019	Be the Change - Herriman High	Yes	Herriman High suicide prevention event
January 17, 2019	Manti High School Parent Info Night		4 - 30 minute breakout sessions for parents (700 expected attendees)
January 22, 2019	Blind Directors Meeting	Yes	Presentation to the directors on SafeUT
January 22, 2019	Junior Jazz Night		
January 22, 2019	Launch Waterford School		
January 22, 2019	SafeUT Presentation and Training to Waterford Faculty		3:45-5:00 PM, training and intro to the app and dashboard
January 23, 2019	Uintah Basin Technical College Presentation	Yes	Presentation to begin talks to enroll school
January 28, 2019	Live in Real Life	Yes	Riverton; booth
January 28, 2019	Mountainland Technical College Presentation		30 minute presentation for roll out
January 29, 2019	Davis Tech Presentation		
February 1, 2019	Launch Davis Tech		
February 1, 2019	SafeUT Presentation at Park City Day School	Yes	30 minute presentation
February 4, 2019	Launch Mountainland Tech		
February 5, 2019	Encircle Tour	No	
February 7, 2019	SafeUT Presentation to Teenscope		Will repeat every 2 months
February 11-13, 2019	Newman Parent Conferences	Yes	
February 11, 2019	Launch Southwest Tech		
February 12, 2019	Launch Bridgerland Tech		
February 13, 2019	Tooele Tech Presentation		
February 15, 2019	Student Assembly with YGT		
February 15, 2019	Juab SD Faculty Training		
February 19, 2019	AFSP State Day at the Capitol		9-2, we will have a resource table, need to give 250 cards to be placed in folders
February 19, 2019	Launch Tooele Tech		
February 22, 2019	Presentation at Paradigm High Charter School		
February 26, 2019	Launch Rowland Hall Middle School		
February 28, 2019	Newman Elementary Parent Night		
March 1, 2019	Box Elder Suicide Coalition Presentation		Brigham City in conjunction with AFSP
March 4, 2019	Launch Ogden Weber Tech		
March 5, 2019	22nd Annual Wasatch Front Counselors Fair	Yes	Riverton; booth; 6 presentations
March 5, 2019	Eric Moerer Memorial Lecture	No	Booth setup at 4:30, reception at 5, panel at 6
March 6, 2019	Launch Uintah Basin Tech		
March 6, 2019	Senior Orientation Night at Uintah Basin		UBTech Roosevelt; senior night for local hs, hotel
March 6, 2019	Parkview Elementary Parent Teacher Conferences		5-7 PM; Table at the event
March 8, 2019	Utah Pride Center Qpid's Ball		5:30-9:00 PM @ Horizonte

March 11, 2019	Healing Paths Presentation		Bountiful
March 12, 2019	K-12 User Admin Group		
March 13, 2019	Presentation to Tobacco Prevention group		
March 13, 2019	Presentation to CECE at the U		
March 14, 2019	Teenscope Presentation		
March 15, 2019	2019 Annual UMHCA Conference	No	<a href="https://umhca.org/event-2868498">https://umhca.org/event-2868498</a>
March 15-April 1, 2019	Launch all Box Elder Elementary Schools		
March 16, 2019	United By Service		Youth resource booth
March 18, 2019	Utah State University Wellness Fair		Booth provided
March 19, 2019	Bridgerland Technical College Faculty Presentation		Presenting to faculty on how to market the app
March 19, 2019	SPA Parent Mental Health Training Night		6-7:30 PM
March 20, 2019	Sunset Ridge Middle School College Fair		Booth at the event
March 21, 2019	USD Faculty/Parent Training		3:45-5:00 PM
March 21, 2019	Millard High School Parent/Teacher Conference		
March 21, 2019	PG Parent Night Prevention Program		Table at the event
March 25, 2019	Presentation at YSPC		
March 26, 2019	Higher Ed User Admin Group		
March 27, 2019	Presentation to Provo Medical Coalition		
March 28, 2019	Paradigm High Parent/Teacher Conference		Booth from 4-7 PM
March 29, 2019	2019 URTA Conference		SafeUT presentation from 10-11:00
March 30, 2019	Race to Reduce Bullying		
<b>4th Qtr (Apr - June)</b>	<b>Event</b>	<b>2018/2019 Attendance?</b>	<b>Details</b>
April 2, 2019	SafeUT Presentation to Farmington Clinic		
April 2, 2019	3 North Presentation		
April 4, 2019	SafeUT Presentation to Downtown Clinic		
April 4, 2019	SafeUT Presentation at NUHOPE		6:15-6:45 presentation to their members
April 4, 2019	SafeUT Presentation at DCFS		Staff Presentation
April 4, 2019	SafeUT Presentation at SLCC		Faculty Presentation
April 4, 2019	Campus Safety Symposium		Sit on a panel
April 9, 2019	AISU Hope Week		
April 9, 2019	Richfield Dispatch Presentation		
April 10-11, 2019	1st Annual Utah High School IT Competition		Booth at the event, Summer Thatcher is the POC
April 10, 2019	USDB Parent and Educator Training		Parent and educator training
April 12, 2019	YGT/SafeUT Presentation		
April 13, 2019	WSU/AFSP Suicide Prevention Walk		
April 16, 2019	Launch Dixie Tech		
April 16, 2019	Dixie Tech Executive Committee Presentation		Presentation to their executive staff in St. George



April 18, 2019	Presentation to Utah Valley Pediatrics		Presentation to medical staff
April 19-20, 2019	FanX	Yes	Confirmed booth
April 20, 2019	Queer Prom	Yes	No details available yet
April 24, 2019	USDB Parent and Educator Training - Ogden		Parent and educator training; Ogden
April 25, 2019	Presentation to Alpine SD Elementary Leaders		
April 27, 2019	Teach 2 Reach		Brigham City; USU; booth confirmed
April 27, 2019	Salt Lake County Healthy Kids Day		Booth, 300 attendees
April 30, 2019	Jordan School District Mental Health Screening		35 appts; 5:30-8:30; clinician or MCOT wanted
May 2, 2019	Nina Talks Podcast Interview		Approved
May 4, 2019	NAMI Walk	Yes	Veterans Memorial Park, West Jordan
May 4, 2019	A Future of Hope - Veterans Suicide Prevention Event		Booth at the event, provide swag for basket
May 6, 2019	CSD Youth Protection Seminar		Canyons School District; 5:30 - 9
May 7, 2019	Jordan School District Mental Health Screening		35 appointments; 5:30-8:30; clinician or MCOT wanted
May 9, 2019	Rose Park Elementary Family Night		Booth at the event
May 9-10, 2019	Promising Youth Conference		
May 11, 2019	19th Annual Safe Kid's Day		Booth confirmed, Layton
May 11, 2019	Labeled Fest		Panel for film discussion & table in the resource fair
May 13, 2019	Presentation to Utah Valley Pediatrics - Saratoga Springs		
May 14, 2019	CSD Youth Protection Seminar		Canyons School District; 5:30 - 9
May 15, 2019	Parent Seminars Training Presentation		
May 16-17, 2019	Utah PTA Convention	Yes	
May 20, 2019	Mental Health Presentation for Library		
May 22, 2019	UDOH Schools Workgroup Presentation	No	Presentation to the schools workgroup with UDOH
May 29, 2019	Booth at Danone North America		Booth in the lobby to talk to employees and families
May 30, 2019	Newman Elementary Neighborhood Night		Booth
June 1-2, 2019	Pride Festival	Yes	June 1st 1 AM-11 PM; June 2nd 11 AM-7 PM; Parade is June 2nd 10 AM-12 PM
June 3, 2019	AG's Teen Focus Group		
June 7, 2019	LUVSRV		Booth confirmed; Roy Communities that Care hosting mental health & suicide prevention speakers
June 7-9, 2019	Ogden UnCon		Booth confirmed
June 11-12, 2019	Summer Conference	Yes	Confirmed
June 12, 2019	Youth Matter Summit		Northridge High; booth confirmed
June 13, 2019	2019 Summer Conference - UAASP	Yes	
June 19, 2019	USBE School Nurses Presentation	No	
June 20, 2019	UEN Tech Summit		Presentation on SafeUT at the conference
June 20, 2019	2019 Family Safety Fair	Yes	
June 21, 2019	Summer Conference - Elementary		Midway; 9-11:30 AM
June 27-29, 2019	GamingCon	No	
June 29, 2019	2nd Annual Ride to Fight Suicide	Yes	9 AM-3 PM; Ogden
June 29, 2019	Loveloud	Yes	

## FY19 SAFEUT MARKETING MATERIAL REQUESTS

Marketing Material Requests	Organization	Date	Amount Given	Purpose
Crisis Magnets and SafeUT Magnets	Healthy Riverton	July 2, 2018	100/100	To distribute at Riverton Health event/First Aid Trainings
SafeUT Posters and Cards	Life's Worth Living Foundation	July 9, 2018	4/100	Wants to distribute material for foundation/ events
SafeUT Cards, Posters	Utah Pride Center	July 11, 2018	50 Cards, 1 Poster	Resource for their guests
SafeUT Cards, Magnets, Posters	Coffee Shops, Tattoo Parlors around downtown SLC	July 13, 2018	250 Cards, 10 Flyers	Distributed cards and posters to various coffee shops and tattoo parlors around SLC
SafeUT Cards, Crisis Magnets & UNI Info	Mark Miller Subaru	July 20, 2018	50 of each	Mental health presentation to employees
SafeUT Cards, Magnets, Posters	3 North; 3 South	July 19, 2018	50 cards, 1 Poster for each unit	Resource for patients and their families
SafeUT Cards, Magnets, Posters	The Sharing Place	July 20, 2018	100 Cards, 50 Magnets, 2 Posters	Resources for staff, the kids, and their parents
SafeUT Cards, Posters	Pregnancy Resource Center	July 26, 2018	100 Cards, 50 Spanish Cards, 3 Posters	Resources for their patients
SafeUT Cards, Posters, Magnets	Pioneer High School for the Performing Arts	August 2, 2018	150 cards, magnets, 5 posters	Resources for the students/faculty/parents
SafeUT Cards, Crisis Magnets & UNI Info	UUH Resource Nurse Educator	August 21, 2018	30 each	Giving a presentation to high school Kids
SafeUT Cards, Crisis magnets & Flyers	VOA ACT Program	August 16, 2018	100 each	Give to clients
SafeUT Cards	Eagle View Elementary - Ft. Duchesne, UT	August 29, 2018	200	Distribute to the students at a "re-launch" assembly
SafeUT Cards	East High School	September 10, 2018	2100	Distribute to students in an orientation packet
SafeUT Cards/ Posters	Four Corners Community Behavioral Health	September 10, 2018	500 Cards, 40 Posters	Distribute to students and patients

## FY19 SAFEUT EMAILED REQUESTS

Emailed Requests	Organization	Date	Purpose
SafeUT Posters and Cards	Avenues Psychiatry and Counseling	July 2, 2018	Wants material to hang around office/give to patients
SafeUT Posters and Cards	Life's Worth Living Foundation	July 9, 2018	Wants to distribute material for foundation/events
SafeUT Posters and Cards	Davis County Health Department	July 23, 2018	Wants to distribute material for community groups
SafeUT HHH poster and loopscreen image	U of U College of Social Work	August 22, 2018	For students
SafeUT Posters and Cards	Washington County School District	August 27, 2018	For students
SafeUT Cards	Redrock Pediatrics	September 13, 2018	Wants material to hang around office/give to patients
SafeUT Cards - English & Spanish	Davis SD	September 20, 2018	Cards for the school district
SafeUT Posters	UNI Psychology Intern	September 26, 2018	Marketing Materials for a presentation on suicide prevention resources
SafeUT Cards	UVU Stronger Families Project	October 5, 2018	SafeUT Cards for her clients
SafeUT Postcards	Utah Virtual Academy	October 16, 2018	Include in mailers to their students/parents
SafeUT Cards, Posters	Community Matters Conference	October 24, 2018	Have materials for their conference
SafeUT Posters	Quest Academy Charter School	February 5, 2019	Posters for their school

## FY19 SAFEUT WEBSITE REQUESTS

Website Requests	Organization	Date	Purpose	Amount Given
SafeUT Cards	University of Utah Counseling Center	January 30, 2019	Hand out in the counseling center and outreach events	200 English Cards/100 Spanish
Event Request	YMCA Community Family Center	January 30, 2019	Hand out in the counseling center and outreach events	

## FY20 SAFEUT EVENT REQUESTS

1st Qtr (July - Sept)	Event	Details
July 11, 2019	Healthy West Jordan Fall Wellness	
July 12-13, 2019	Junior League CARE Fair	Booth confirmed
July 19, 2019	Presentation to Aspen Counseling Services	
July 22, 2019	Mental Health Night at LDS ward	Speak on mental health and suicide prevention to kids 18-29
July 30, 2019	Presentation at Governor's Public Safety Summit	
July 31, 2019	People Helping People	Ogden
August 1, 2019	National Night Out Against Crime	5:30-8 PM; suicide prevention booth
August 3, 2019	Midvale City Harvest Days	Booth from 11 AM-5 PM
August 7, 2019	Richfield Townhall w/ Chris Stewart	
August 8, 2019	Utah Charter Network Symposium	
August 8, 2019	Back to School Safety Night	Booth from 6-8 PM
August 9 - 11, 2019	Craft Lake City	
August 10, 2019	Booth at Tools for Schools @ Southtown Mall	
August 10, 2019	Alpine Days 2019	Booth space confirmed
August 10, 2019	Tools for Schools	
August 12, 2019	National Night Out Safety Fair	4-7 PM; suicide prevention booth
August 14-15, 2019	SLC SD Counselor Training	
August 15, 2019	Park City Service Fair	U of U Health Plans event in Park City
August 15, 2019	U of U Move In Day	9 AM-4 PM - students/parents don't enter facility as they are busy moving in
August 15, 2019	Eagle Valley Elementary Back to School Night	4-6 PM
August 15, 2019	Westlake High School Back to School Night	
August 15, 2019	Vista Heights Middle School Back to School Night	
August 19-20, 2019	U of U Welcome Week	10 AM-2 PM
August 19, 2019	Be Well Utah Farmington	
August 21, 2019	U of U Plaza Fest	10 AM-2 PM
August 21, 2019	Presentation to Outpatient Social Workers	
August 21, 2019	Presentation to HIM Staff	
August 22, 2019	Presentation to HIM Staff	
August 22, 2019	Alex Boye Charity Concert	
August 24, 2019	Be Well Utah	
August 26, 2019	YGT/SafeUT Parent Assembly in Richfield	
August 29, 2019	VA SLC Community Mental Health Summit	
September 5-7, 2019	FanX	5-7th
September 6, 2019	ASFP Broadway Media Broadcast	Interview from 9-10 AM
September 10, 2019	Hillcrest High School Booth	
September 10, 2019	South Jordan Clinic Presentation	Presentation to Contact Center staff
September 10, 2018	Working Together to Prevent Suicide Conference	Short presentation to provide recent updates and changes to SafeUT
September 11, 2019	Violence and Injury Prevention Program Presentation	Presented at staff meeting from 10-11 AM
September 12, 2019	SPA Presentation	Presented to parents from 6:30-7:30 PM

September 14, 2019	Hillcrest High School HOPE Week	Booth from 11 AM-1:30 PM
September 14, 2019	AFSP Out of Darkness Walk - SLC	Booth space confirmed
September 14, 2019	9th and 9th	Booth
September 14, 2019	Avenues Street Fair	
September 17, 2019	SLCC Technology Fair	Booth from 11 AM-1:30 PM
September 18, 2019	IT Conference SLCC Miller Campus	Break out sessions
September 18, 2019	Granite Community Social Emotional Wellness Fair	Booth from 4-7 PM
September 21, 2019	NUHOPE Suicide Awareness Walk	Booth offered
September 23, 2019	Mid Utah Radio Interview	Interview
September 25, 2019	Judge Memorial High School Assembly	Assembly from 9:15-10:15 AM
September 26, 2019	Uof U Employee Appreciation Day	
September 28, 2019	AFSP Out of Darkness Walk - Brigham City	Booth space confirmed
September 28, 2019	AFSP Out of Darkness Walk - St. George	Booth space confirmed
September 28, 2019	Summit Academy Health & Wellness Fair	Booth from 12-3 PM
September 30, 2019	Live in Real Life	Booth from 6-9 PM
September 30, 2019	SPA Student Presentation	Presentation to Students 8:30-9:15 AM
<b>2nd Qtr (Oct - Dec)</b>	<b>Event</b>	<b>Details</b>
October 1, 2019	YouthCity at Central City	Presentation to after school program kids from 4-5 PM
October 1, 2019	North Ogden Jr. High "Try it Knight"	Booth from 5:30-7:30 PM
October 2, 2019	Orion Junior High HOPE Week Family Night	Booth from 6-7:30 PM
October 2, 2019	Mountain Trails Elementary Community Council	Presentation to council members from 3:45-4:15 PM
October 3, 2019	AMCAP Convention	Booth from 7:45 AM-3:30 PM
October 3, 2019	YouthCity at Ottinger Hall	Presentation to after school program kids from 4-5 PM
October 3, 2019	University of Utah Wellness Fair	Booth from 10 AM-1 PM
October 4, 2019	UVU Conference on Suicide Prevention	Booth
October 5, 2019	Healthy Herriman Wellness Fair	Booth from 8-12:30
October 7, 2019	Instead Summit 2 at Park City High School	Attended assembly at 8 AM and booth from 11 AM-1 PM
October 7, 2019	Price Dispatch Training	Presented to dispatchers in Price
October 8, 2019	YouthCity at Liberty Park	Presented to after school program kids from 4-5 PM
October 9, 2019	Jordan School District Screening Night	Booth
October 10, 2019	BYU Mental Health Services Awareness Night	Utah County mental health services for the community; booth
October 14, 2019	Skyline High School Suicide Panel	Panel for parents of high school students
October 15, 2019	Roosevelt trip to drop off materials	Collateral drop off
October 22-24, 2019	National Tip Line Conference	P3 sponsored conference
October 28, 2019	Mountain Trails Elementary Parent Night Presentation	
October 30, 2019	Kennedy Jr. High Lights On Event	Table set up in lunch room for Jr. High students
November 1-2, 2019	UAN 2019 Jump Start Conference	Presented and had a table, awesome conference!
November 5, 2019	AFSP More Than Sad Parent Presentation	
November 7, 2019	Utah County Community Advisory Board Meeting	Presentation to group
November 11, 2019	Higher Ed User Admin Group	Successful, well attended by Skype and in person!
November 12, 2019	Safe & Healthy Schools Conference	Table at Jordan Commons
November 12, 2019	Adobe's Veteran Ceremony and Resource Fair	Minimal interaction with attendees
November 13, 2019	K-12 User Admin Group	Well attended by Skype and in person!

November 13, 2019	Every One Matters	Table set up at a Davis County HS, not a lot of interaction with attendees
November 14, 2019	K-12 User Admin Group	Successful, well attended by Skype and in person!
November 18, 2019	Granite School District Student Self-Care Fair	Table at Taylorsville HS, good event with parents and kids!
November 19, 2019	UHN HIT Conference	Presentation and table at the Viridian Library, positive feedback from attendees!
November 20, 2019	Presentation about UTNG to OEF/OIF	
November 20, 2019	GreenWood Charter School Presentation	Presented to 4th and 5th graders with an emphasis on anti-bullying
November 21, 2019	Utah County Health Department Presentation	Presentation
November 21, 2019	Alpine SD Data Presentation	
November 25, 2019	Youth Suicide Prevention Collaborative	Monthly board meeting at PCMC
November 26, 2019	Wasatch Elementary Presentation	
November 26, 2019	Collateral Drop Off to Spy Hop & the Salt Lake Clinic	Collateral Drop Off
December 5, 2019	Copper Hills Elementary Presentation	Presented to 4th-6th graders
December 5, 2019	St. Andrew Catholic School presentation	Presented to 7th & 8th graders
December 9, 2019	Rocky Mountain Suicide Prevention Conference	Booth at the conference
December 9, 2019	Skyline Faculty Presentation	
December 10, 2019	Rocky Mountain Suicide Prevention Conference	Table at conference
December 14, 2019	Masquerade	Table at event
December 16, 2019	KSL Radio Interview	Interview on KSL Radio Live Mic
<b>3rd Qtr (Jan - Mar)</b>	<b>Event</b>	<b>Details</b>
January 14, 2020	Cigna Behavioral Health Forum Presentation	Presentation on SafeUT updates
January 15, 2020	OEF/OIF Partnership Meeting	
January 17, 2020	Teen Yule Ball	Booth, man photo booth activity
January 23, 2020	Lone Peak HS Knight of Hope	Booth from 5:45-8:30
January 27, 2020	Live in Real Life Event	Booth and presentation for Jordan School District parents/ students
January 29, 2020	Canyons SD Youth Protection Seminar	Booth
January 30, 2020	Hillcrest High School HOPE Week	Booth at lunches for students
January 31, 2020	NASSNC Conference Presentation	Presentation to the national assoc of school nurses
February 4, 2020	Presentation at Syracuse Arts Academy	Presentation to 7-9th graders on SafeUT
February 7, 2020	Presentation at Lied Boys & Girls Club	Presentation to middle schoolers from 3 Boys & Girls Clubs
February 13, 2020	AFSP State Capitol Day	Booth at event
February 14, 2020	Winter Rainbow Mixer at Utah Pride Center	Booth at event
February 26, 2020	KSL Radio Interview	Interview on KSL Radio Live Mic
February 27, 2020	Spectrum Academy Parent Education Night	Booth at event
March 5, 2020	Presentations at St. Joseph Catholic Elementary	5, 1 hour presentations to 6-8 graders
March 11, 2020	Copper Hills High School Psych Class Tour/ Presentation	Class came up to UNI
March 11, 2020	AFSP/SafeUT "More than Sad" Parent Presentation at Garfield School	Joint presentation with AFSP

4th Qtr (Apr - June)	Event	Details
May 7, 2020	Presentation to Utah School Nurses Association Spring Conference	
May 19, 2020	ARUP Staff Presentation	Virtual presentation to ARUP staff during their "lunch and learn" series
June 10, 2020	Volunteer at VOA	Served breakfast to youth.
June 19, 2020	Volunteer at VOA	Served breakfast to youth.

## FY21 SAFEUT EVENT REQUESTS

1st Qtr (July - Sept)	Event	Details
July 2, 2020	Marketing collateral drop off at Murray Pediatrics	
July 16, 2020	Booth at Sacred Circle Healthcare Wellness Fair	In person booth at Sacred Circle Healthcare
July 21, 2020	SafeUT Staff Summer Roundtable	Hosted a 90 minute virtual roundtable discussion open to all educators
August 5, 2020	SafeUTNG Leadership Site Visit	NG leadership visited CDS
August 11, 2020	USHE Student Campus Safety Board Meeting	Presentation to group on SafeUT
August 14, 2020	SafeUT Faculty Presentation for John Hancock Charter School & Rockwell Charter School	Hosted a virtual presentation to faculty/staff.
August 17, 2020	SafeUT SuperUser Grant Application Released	Relased the SafeUT SuperUser Grant Application to all LEAs.
August 20, 2020	SafeUT Parent Roundtable	Hosted a 60 minute virtual roundtable discussion open to all parents
August 24, 2020	U of U Virtual Welcome Week Booth	"Booth" during the U of U Welcome Week for students
August 25, 2020	U of U Virtual Welcome Week Booth	"Booth" during the U of U Welcome Week for students
August 26, 2020	U of U Virtual Welcome Week Booth	"Booth" during the U of U Welcome Week for students
August 27, 2020	U of U Virtual Welcome Week Booth	"Booth" during the U of U Welcome Week for students
August 28, 2020	U of U Virtual Welcome Week Booth	"Booth" during the U of U Welcome Week for students
September 11, 2020	Volunteer at Utah Food Bank	Helped with their Bread Packing Project for 2 hours
Septembet 15, 2020	Utah Education Association Virtual Workshop: SafeUT and Mental Health Supports	Presented a virtual PD for educators across the state
September 23, 2020	Virtual Assembly at Judge Memorial High School	Presnted to 10 students in-person, as well as 100+ virtually
September 23, 2020	Utah Education Association Virtual Workshop: SafeUT and Mental Health Supports	Presented a virtual PD for educators across the state
September 24, 2020	SafeUT Stakeholder Swag Drivethrough	
September 25, 2020	Higher Ed Marketing Collateral Roadtrip/ Meetings	Meetings/marketing collateral drop off to Northern Utah higher ed institutions
September 29, 2020	SafeUT SuperUser Orientation	Held a virtual orientaiton for the 29 SafeUT SuperUsers
September 30, 2020	AT&T Belive Salt Lake SafeUT Presentation	Presentation on SafeUT to Utah AT&T employees

2nd Qtr (Oct - Dec)	Event	Details
October 6, 2020	SafeUT Admin. User Updates Training	Presented and recorded a virtual training to all SafeUT Admin Users to share program updates
October 9, 2020	Virtual booth at UVU Suicide Prevention Conference	Sponsored the event/virtual booth
October 11, 2020	PRIDE Road Rally	Hosted a Booth (Sponsor Pit) and participated in the PRIDE Road Rally Parade
October 13, 2020	McGillis School Faculty Virtual Presentation	Hosted a virtual presentation to faculty/staff.
October 20, 2020	Ogden Prep Academy (OPA) Crisis Response Outreach	Joined the USBE Crisis Support Team to offer support for OPA
October 21, 2020	Ogden Prep Academy (OPA) Crisis Response Outreach	Joined the USBE Crisis Support Team to offer support for OPA
October 22, 2020	SafeUT SuperUser Data Reporting Training	Hosted a virtual meeting with SafeUT SuperUsers to review reporting expectations
October 22, 2020	Southern Utah Higher Ed Roadtrip	Dropped marketing collateral off and met with contacts
October 23, 2020	Southern Utah Higher Ed Roadtrip	Dropped marketing collateral off and met with contacts
October 26, 2020	Basic Needs Collective Meeting	
October 27, 2020	Tour of UT Trip	Visited Tooele, Salt Lake, Granite School Districts and Utah Schools for the Deaf and Blind
November 5, 2020	Rockwell Charter School Parent Presentation	
November 6, 2020	Tour of UT Trip	Visited Emery, Grand County, and San Juan School Districts
November 6, 2020	U of UPD Chief Meeting with SafeUT	Presentation to new Chief of Police at the U of U
November 11, 2020	Leadership Learning Academy Virtual Presentations x2 to students	
November 13, 2020	Uintah Basin Marketing Collateral Drop Off/Meeting	Met with the dean and dropped off collateral
November 9-30, 2020	SuperUser 1:1 Check-In Meetings	30 min. 1:1 Check-Ins with SafeUT SuperUsers

## FY21 SAFEUT MARKETING MATERIAL REQUESTS

1st Qtr (July - Sept)	Who/Organization	Date	Amount Given
Created SafeUT Swag Bags	SafeUTNG Stakeholders		
Cards, Posters, Swag	Rosie AG's Office	August 21, 2020	
SafeUT cards	Beehive Academy	September 8, 2020	200 cards
SafeUT cards and posters	RSL Academy	August 21, 2020	
Posters and cards	Launch School	September 16, 2020	
Posters and cards	Valley View Middle School	September 16, 2020	
Posters and cards	Ogden Prep Academy	September 25, 2020	
Posters and cards	Diamond Fork JH		
2nd Qtr (Oct - Dec)	Who/Organization	Date	Amount Given
Cards, posters	Venture Academy (K-8)	October 2, 2020	
Cards, rainbow sunglasses	Pride Center	October 5, 2020	
Cards, posters	Venture High School	October 6, 2020	
Cards, posters, swag items	Freedom Prep Academy	October 8, 2020	
Cards	A Brighter Journey Counseling Svcs	October 7, 2020	



APPENDIX

Cards, posters, swag items	Diamond Fork Jr. High	October 8, 2020
Cards, posters, swag items	Kane School District	October 13, 2020
Cards, posters, swag items	Garfield School District	October 13, 2020
Cards, posters, swag items	Wayne School District	October 14, 2020
Cards, posters, swag items	Piute School District	October 14, 2020
Cards, posters	SL County Youth Services	October 20, 2020
Cards	IHC Cottonwood Counseling Center	October 20, 2020
Cards	IHC Cottonwood Counseling Center	October 20, 2020
SafeUT swag	Logan School District	October 28, 2020
SafeUT swag	Cache School District	October 28, 2020
SafeUT swag	Box Elder School District	October 28, 2020
Cards, posters	The McGillis School	October 30, 2020
SafeUT swag	Rich School District	November 4, 2020
SafeUT swag	Morgan School District	November 4, 2020
Cards, magnets	Maria Garcia/Granite SD	November 11, 2020
Cards	Davis BH (Clearfield location)	November 11, 2020



50 N. Medical Drive  
Salt Lake City, UT 84132  
801-581-2121