

HUNTSMAN CANCER INSTITUTE AT THE UNIVERSITY OF UTAH



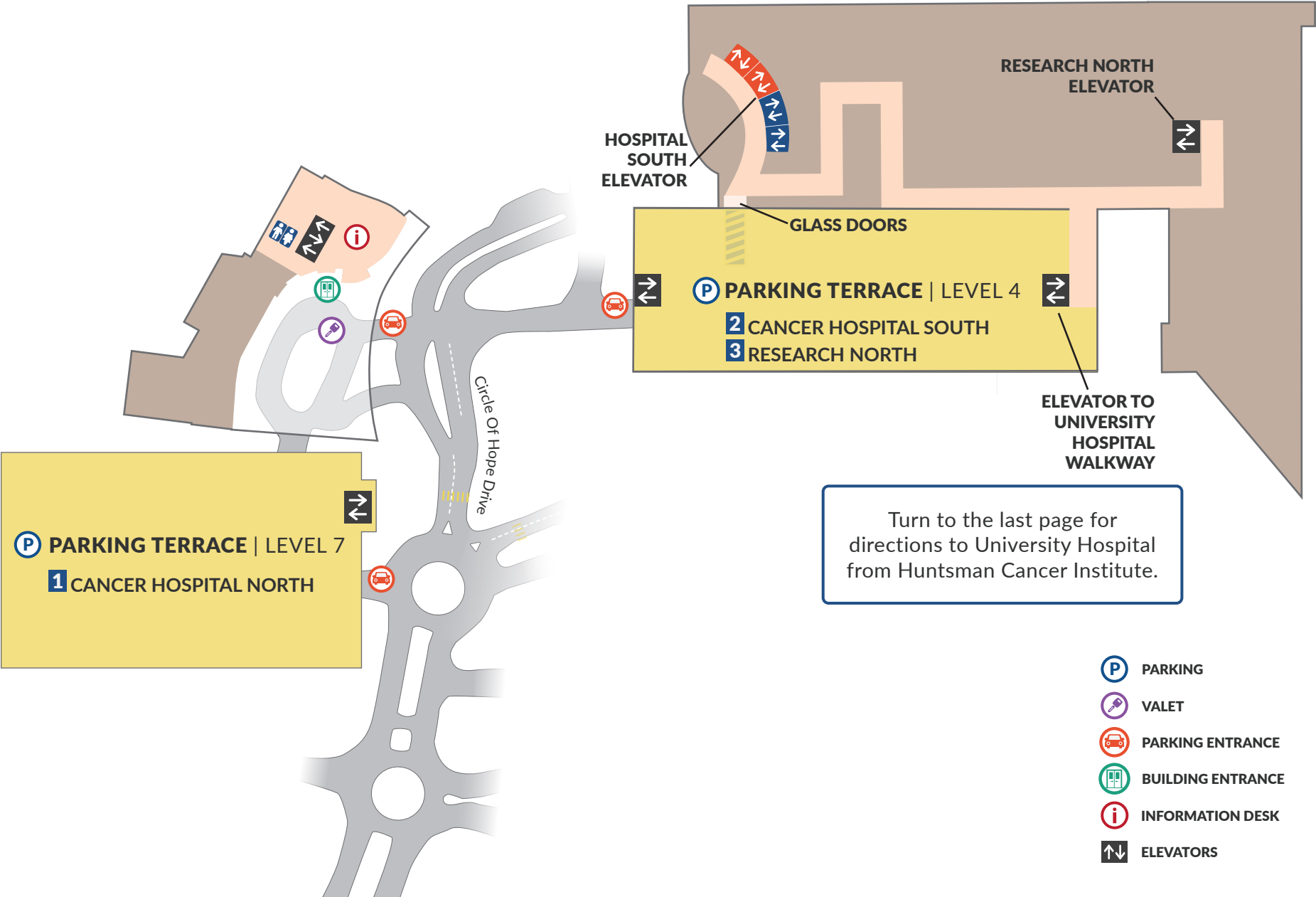
BUILDING MAPS

LOWER LEVELS

1 CANCER HOSPITAL NORTH, LEVEL B

2 CANCER HOSPITAL SOUTH, LEVEL A

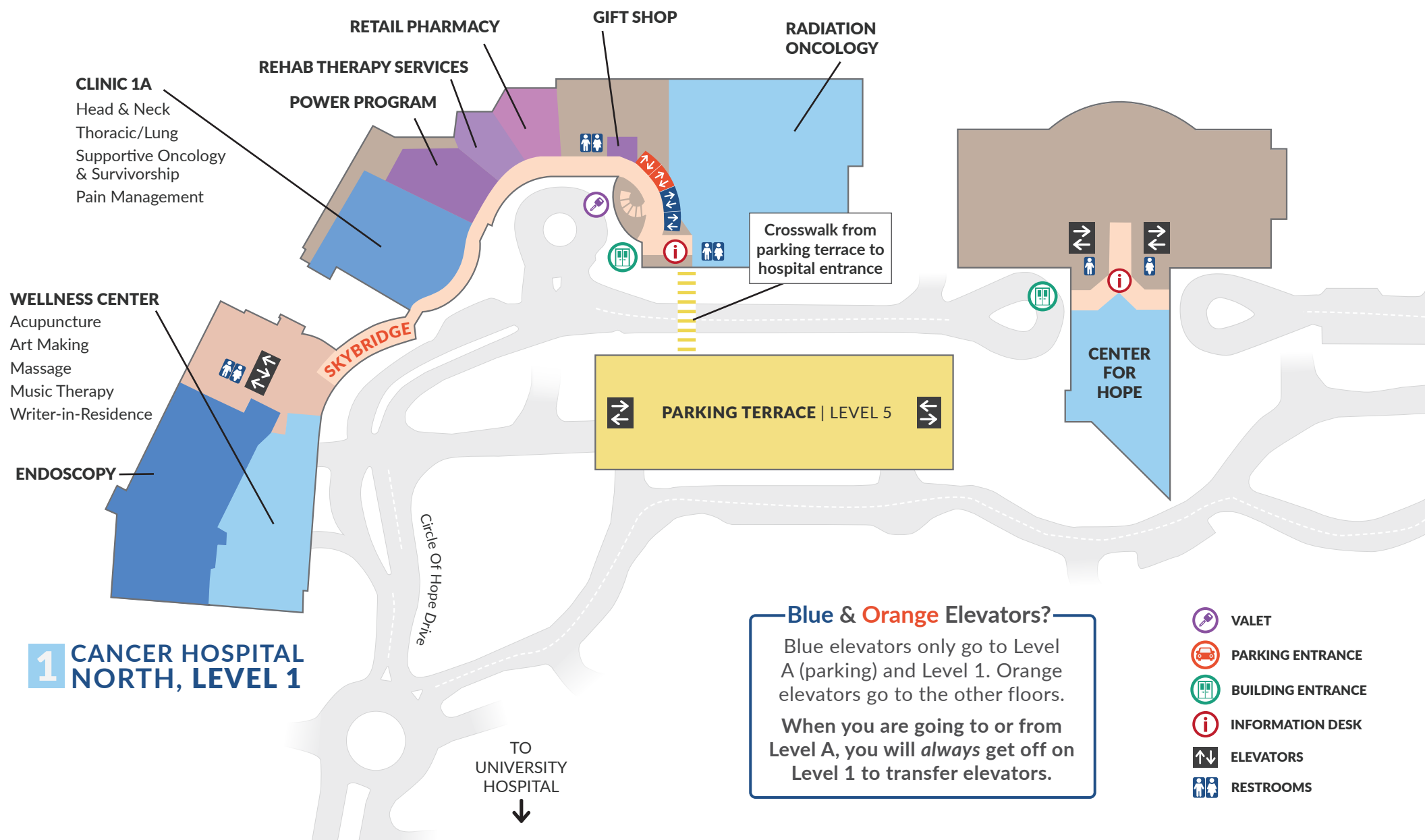
3 RESEARCH BUILDING NORTH, LEVEL (LL)



LEVEL 1

2 CANCER HOSPITAL SOUTH, LEVEL 1

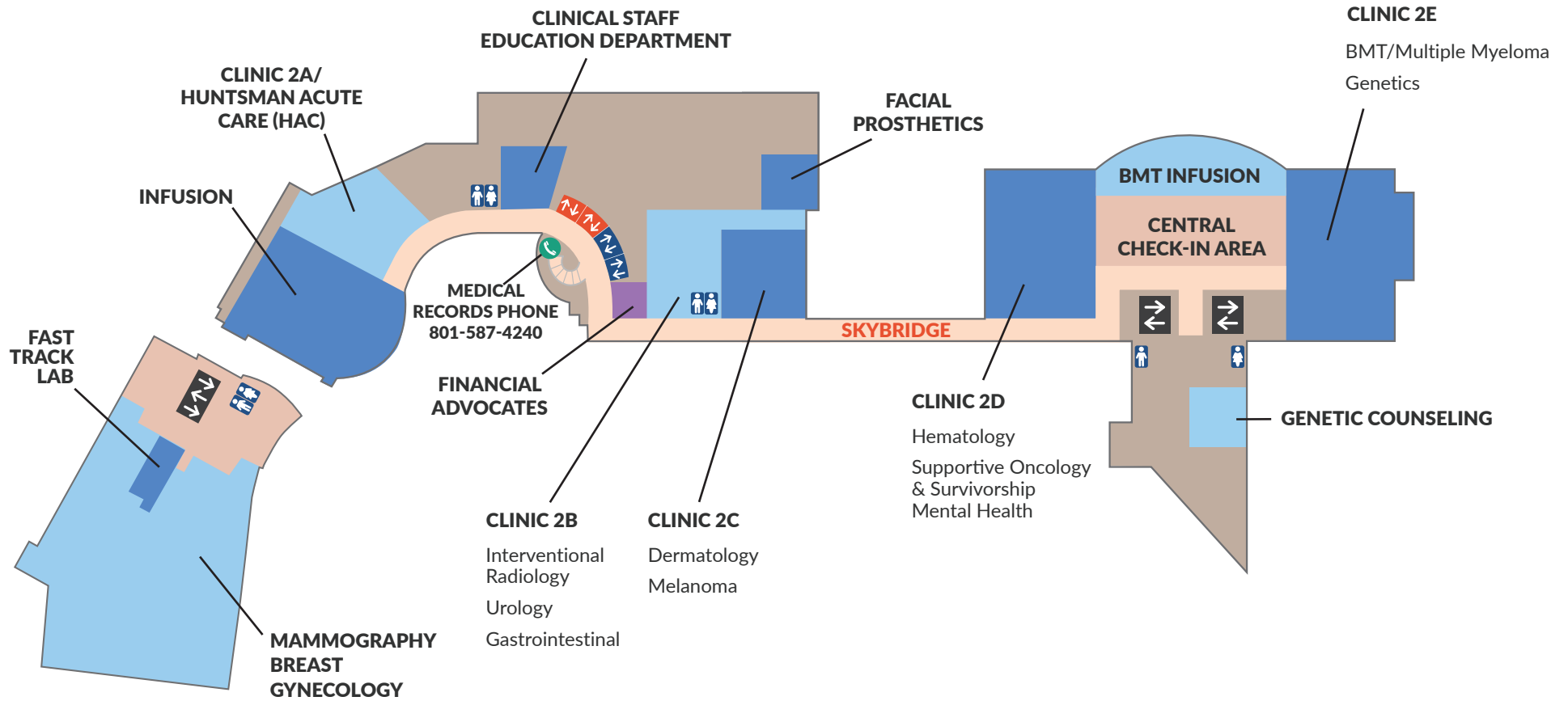
3 RESEARCH BUILDING NORTH, LEVEL 1



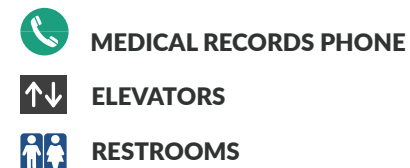
LEVEL 2

2 CANCER HOSPITAL SOUTH, LEVEL 2

3 RESEARCH BUILDING NORTH, LEVEL 2

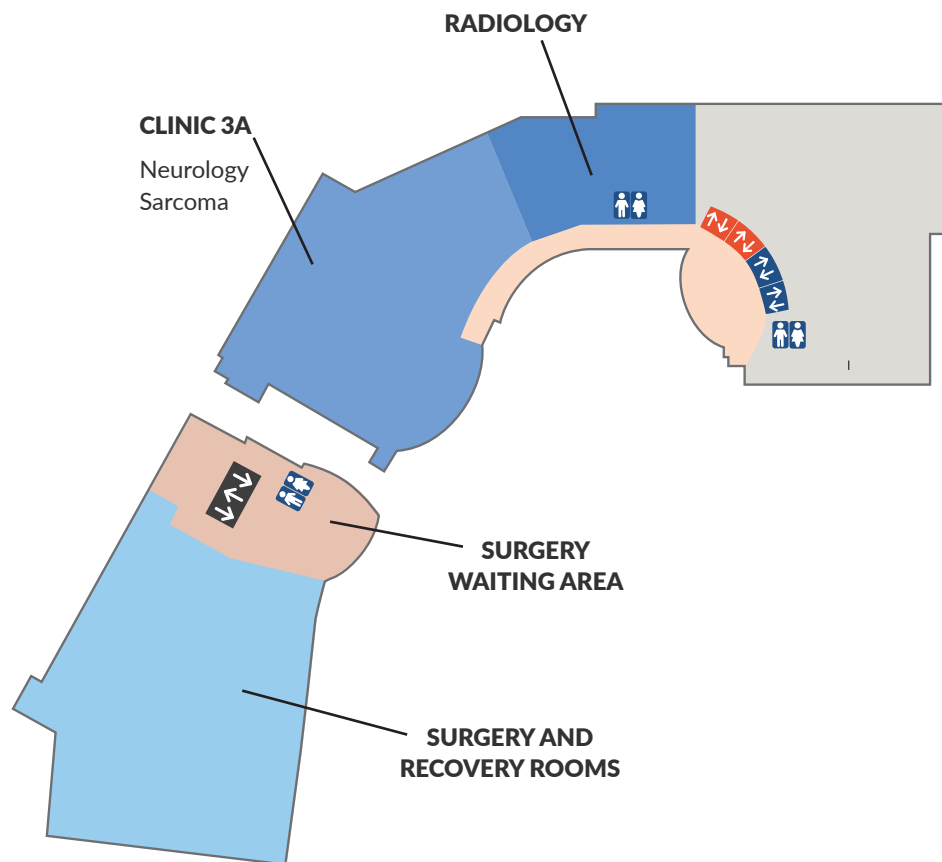


1 CANCER HOSPITAL NORTH, LEVEL 2



LEVEL 3

2 CANCER HOSPITAL SOUTH, LEVEL 3




1 CANCER HOSPITAL NORTH, LEVEL 3

Did you know?

X-ray, MRI, CT, ultrasound, interventional radiology, and PET/CT are in radiology.

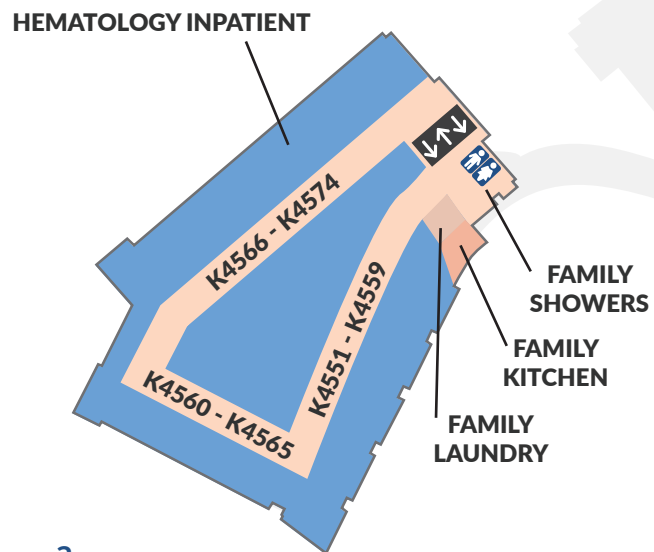
3 RESEARCH BUILDING NORTH, LEVEL 3

* To reach the Cancer Hospital South from here, take the elevators to the 2nd or 6th floor, then head north and cross the skybridge.



LEVEL 4

1 CANCER HOSPITAL NORTH, LEVEL 4



2 CANCER HOSPITAL SOUTH, LEVEL 4



Did you know?

You can fill prescriptions in our pharmacy and have them delivered to you during infusion treatments.

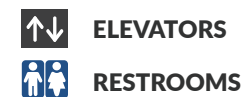
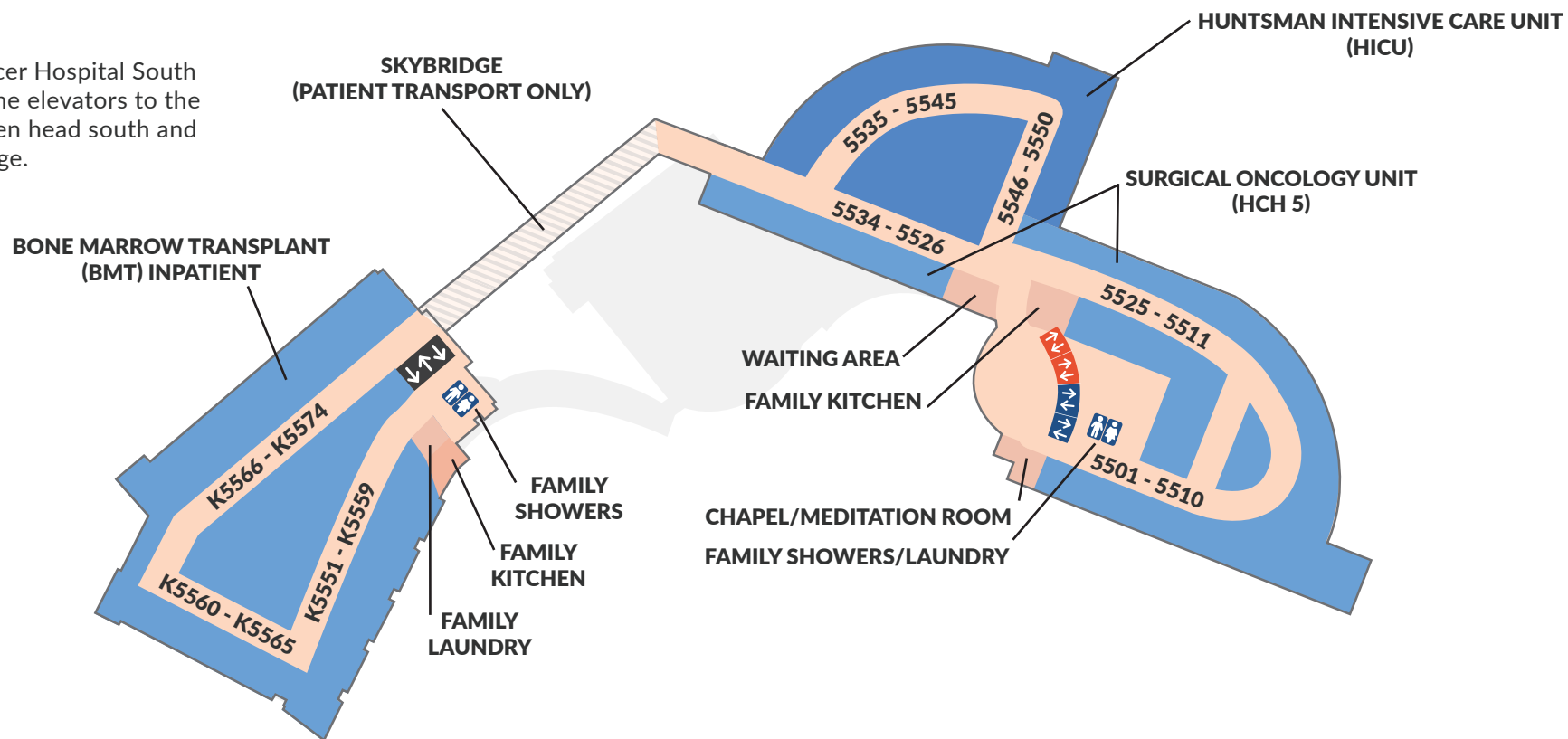


LEVEL 5

1 CANCER HOSPITAL NORTH, LEVEL 5

2 CANCER HOSPITAL SOUTH, LEVEL 5

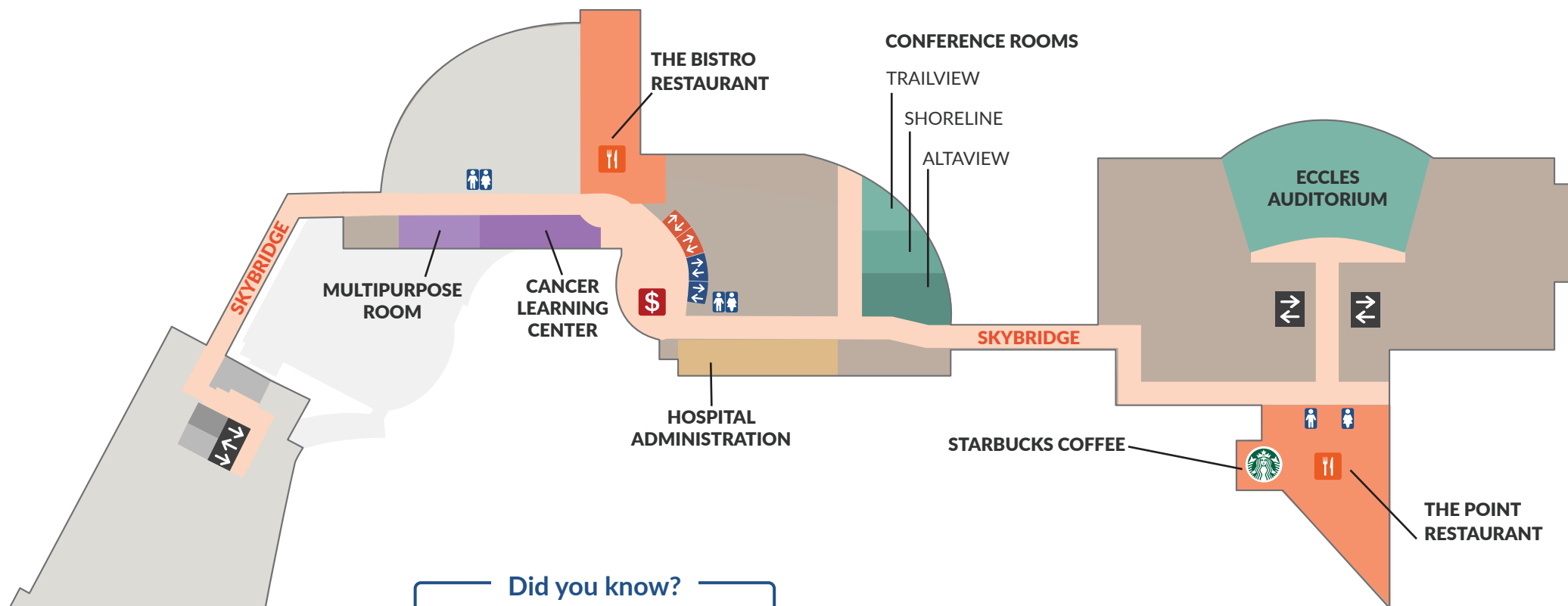
* To reach the Cancer Hospital South from here, take the elevators to the 1st or 6th floor, then head south and cross the skybridge.



LEVEL 6

2 CANCER HOSPITAL SOUTH, LEVEL 6

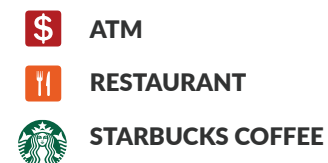
3 RESEARCH BUILDING NORTH, LEVEL 6



Did you know?

The Cancer Learning Center is a free lending library with health educators ready to help you find cancer information.

1 CANCER HOSPITAL NORTH, LEVEL 6



DEPARTMENTS AND CLINICS INDEX

Acute Care, Huntsman (HAC)	HS, Level 2	Inpatient Rooms	HN and HS, Levels 4, 5
ATM	HS, Level 6	Intensive Care Unit	HS, Level 5
Auditorium, Eccles	RN, Level 6		
Bistro, The	HS, Level 6	Kitchen, Family	HN and HS, Levels 4, 5
BMT Inpatient Unit	HN, Level 5	Laundry, Family	HN and HS, Levels 4, 5
Breast	HN, Level 2		
Cancer Learning Center	HS, Level 6	Mammography	HN, Level 3
Center for HOPE	RN, Level 1	Medical Oncology Unit (HCH 4)	HS, Level 4
Chapel/Meditation Room	HS, Level 5	Medical Records Phone	HS, Level 2
Clinic 1A	HS, Level 1	Meditation Room/Chapel	HS, Level 5
Clinic 2A/Huntsman Acute Care	HS, Level 2	Multipurpose Room	HS, Level 6
Clinic 2B	HS, Level 2		
Clinic 2C	HS, Level 2	Outdoor Terrace, Healing Garden, Labyrinth	HS, Level 4
Clinic 2D	HS, Level 2		
Clinic 2E	HS, Level 2	Pharmacy, Retail	HS, Level 1
Clinic 3A	HS, Level 3	Point Restaurant, The	RN, Level 6
Conference Rooms	HS, Level 6	POWER Program	HS, Level 1
Endoscopy	HN, Level 1		
Facial Prosthetics	HS, Level 2	Radiation Oncology	HS, Level 1
Fast Track Lab	HN, Level 2	Radiology (MRI, CT, PET/CT, Ultrasound)	HS, Level 3
Financial Advocates	HS, Level 2	Rehab Therapy Services	HS, Level 1
Genetic Counseling	RN, Level 2	Restaurants	HS, Level 6
Gift Shop	HS, Level 1		
Gynecology	HN, Level 2	Showers, Family	HN and HS, Levels 4, 5
Hematology Inpatient Unit	HN, Level 4	Starbucks	RN, Level 6
Infusion	HS, Level 2	Surgery	HN, Level 3
Infusion, BMT	RN, Level 2	Surgical Oncology Unit (HCH 5)	HS, Level 5
		Wellness and Integrative Health Center	HN, Level 1

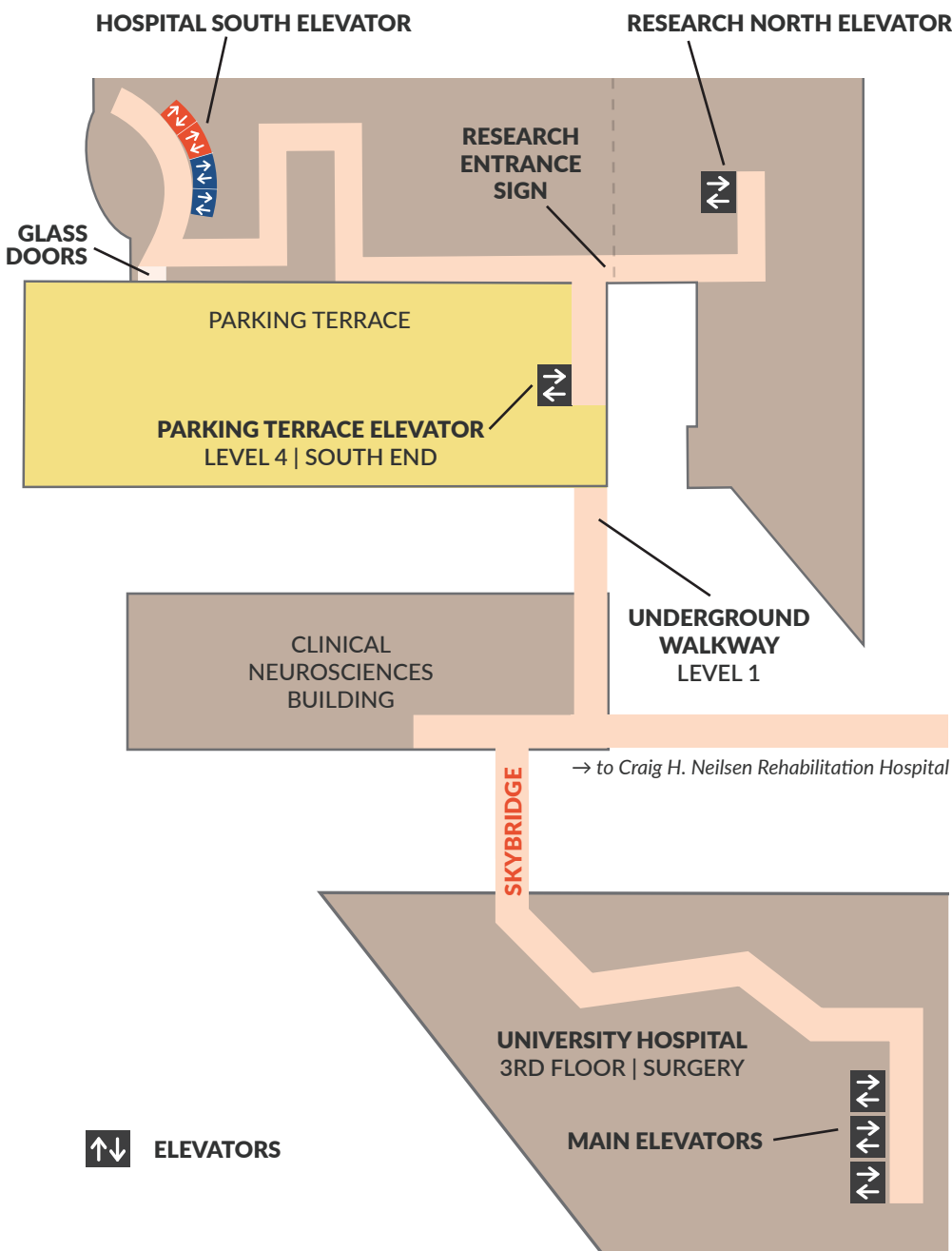
Abbreviations

HN:	1	CANCER HOSPITAL NORTH
HS:	2	CANCER HOSPITAL SOUTH
RN:	3	RESEARCH BUILDING NORTH

DIRECTIONS TO UNIVERSITY HOSPITAL FROM HUNTSMAN CANCER INSTITUTE

2 CANCER HOSPITAL SOUTH, LEVEL A

3 RESEARCH BUILDING NORTH, LEVEL (LL)



FROM CANCER HOSPITAL SOUTH

1. Take the elevator to **Level A**.
2. Exit the elevator, and turn **left** before the glass doors.
3. Follow signs along hallway for **University Hospital**.
4. Turn **right** just before the **Research Entrance** sign.
5. Follow the hallway to **Parking Terrace Elevator, Level 4 | South End**.
6. Take this elevator down to **Level 1**.
7. Exit the elevator and proceed into the **Underground Walkway**.
8. Follow signs toward University Hospital and enter the **skybridge**. *The security door is open during working hours. There is a call box for security to enter after hours.*
9. Continue into the University Hospital, heading toward to **Main Elevators**. Take the elevators down to the 1st floor lobby.

FROM RESEARCH BUILDING NORTH

1. Take the elevator to **Level LL**.
2. Exit the elevator, turn **right**, and then **left**, following signs for **University Hospital**.
3. Follow the hallway to **Parking Terrace Elevator, Level 4 | South End**.
4. Take this elevator down to **Level 1**.
5. Exit the elevator and proceed into the **Underground Walkway**.
6. Follow signs toward University Hospital and enter the **skybridge**. *The security door is open during working hours. There is a call box for security to enter after hours.*
7. Continue into the University Hospital, heading toward to **Main Elevators**. Take the elevators down to the 1st floor lobby.

In addition to our main location on the University of Utah campus, Huntsman Cancer Institute offers these cancer screenings and treatment services at three additional centers:

- Chemotherapy
- Genetic counseling
- Mammography
- MRI
- Radiation
- And more



**HCI CANCER CARE AT SOUTH JORDAN
HEALTH CENTER**

801-213-4518



**HCI CANCER CARE AT SUGAR
HOUSE HEALTH CENTER**

801-581-2000



**HCI CANCER CARE AT FARMINGTON
HEALTH CENTER**

801-213-6360

For the latest updates on construction visit:

[PDC.UTAH.EDU/PROJECTS](https://pdc.utah.edu/projects)

For the latest updates on food service hours of operation:

[HUNTSMANCANCER.ORG/THEPOINT](https://huntsmancancer.org/the-point)

